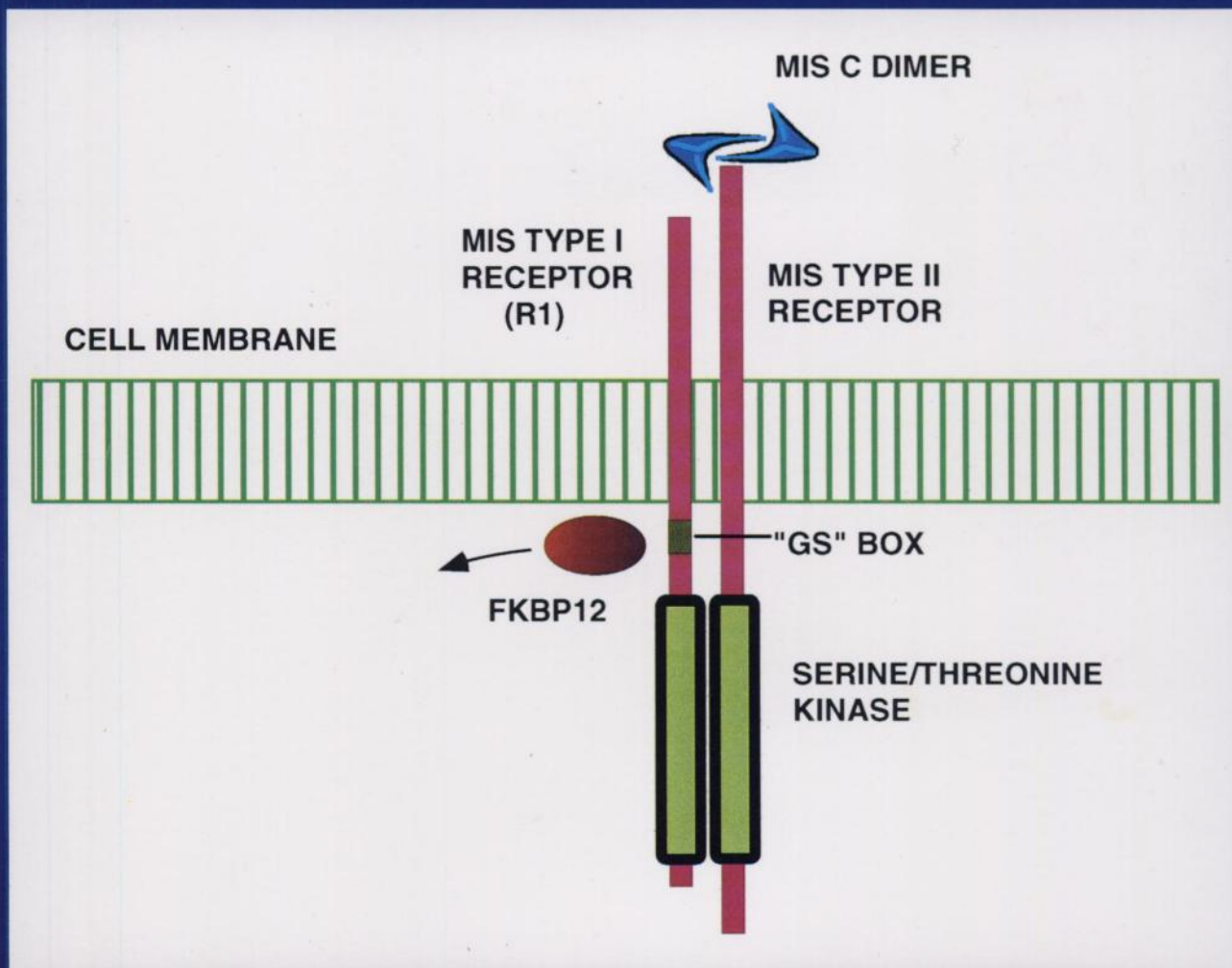



Journal of ANDROLOGY



New HEIGHTS in Flexible cell analysis

Building upon the rock solid reliability of the **HTM-IVOS**, the new Version 10 system climbs to innovative heights in semen analysis. With multiple magnifications, extended analysis options, and new Windows™ based software, the Version 10 HTM-IVOS is the pinnacle of versatility.



HTM-IDENT


HTM-IDENT, the first option of the Spectra series of integrated, fluorescent technologies, yields a higher degree of accuracy in sperm counts and concentrations. With the use of a specialized DNA-specific dye, the sperm are readily identified under fluorescent illumination and easily discriminated from debris.

HTM-DIMENSIONS

Expanding into the field of morphology analysis, **HTM-DIMENSIONS** automated analysis system objectively classifies sperm by strict analysis of the head, acrosome, and midpiece. High power, 100x magnification produces crisp images of stained sperm for analysis.

Call today for more information about the new Version 10 HTM-IVOS, HTM-IDENT, and HTM-DIMENSIONS, the three new "Innovations To Rely On" from Hamilton-Thorn Research.

Access To Donor Information Is What My Clients Really Want



And Nobody Delivers Like Cryogenic Laboratories.

Providing your patients the information and support they want has made Cryogenic Laboratories one of the most respected Sperm Banks in the nation.

We're committed to helping your patients make decisions they feel good about — by providing extensive services like Donor Profile/Medical History, Computer Assisted Donor Portfolios (D.A.D.S.™), Photo Assisted Donor Selection, Personalized Patient Phone Consultation and Comprehensive TDI Information Folders.

We also offer a free Physician/Patient Video that provides an in-depth look at our services.

It's a highly educational tool you can use in your clinic and pass on to your patients. It describes in detail the donor selection process,

our extensive screening procedure, documented clinical success and heart-warming testimonials.

You'll want to give one to every patient.

So when you give your patients a choice of sperm banks — make Cryogenic Labs one of those choices and discover like so many physicians have, when it comes to satisfying your patients' desires, nobody delivers like Cryogenic Laboratories.



**CRYOGENIC
LABORATORIES**

Roseville, Minnesota

Fax 612-489-8989 E-mail: CryoLabInc@aol.com

800-466-2796

Technological Services For Reproductive Medicine

CLI Affiliates Include:

Park Avenue Fertility, Ltd.
New York, New York
800-842-6600

ReproMed, Ltd.
Toronto, Ontario
416-233-1212

Samaritan Institute of
Reproductive Medicine
Phoenix, Arizona
602-239-3608



Information for Authors

The *Journal of Andrology*, the official journal of the American Society of Andrology, publishes significant new findings of basic and clinical research on human and animal male reproductive tracts. Of special interest to the journal are hormonal regulation of spermatogenesis, gene expression in accessory sex organs and external genitalia, feedback regulation of gonadotropins, sperm capacitation, anatomical studies of the reproductive tract, noncancer prostate diseases, and physiology of penile erectile tissue. Announcements of professional meetings, postgraduate courses, symposia and other events of interests to andrologists are also published. Minireviews and Letters to the Editor are featured. Membership in the Society is not required for submission of a manuscript.

Processing fee. Effective immediately, the manuscript processing fee of \$50 is no longer required with your manuscript submission to the *Journal*.

Letter of transmittal. All new manuscripts must be accompanied by a letter from the corresponding author stating that the manuscript represents original, unpublished material not under editorial consideration elsewhere, and that ethical guidelines were followed in the conduct of the research. Receipt of this statement is a condition of acceptance of the manuscript for review. Authors are encouraged to suggest the names, telephone, and FAX numbers of prospective referees. Also, the corresponding author must include a complete address, telephone, and FAX number.

Copyright transfer form. A copyright transfer form signed and dated by all authors must accompany each new manuscript. The form is included in this issue of the *Journal* and may be copied. If a manuscript is accepted for publication, copyright of the article, including the right to reproduce the article in all forms and media, shall be assigned exclusively to the publisher. The publisher will not refuse any reasonable request by authors to reproduce any of their contributions to the *Journal*.

Permissions. Materials taken from other sources must be accompanied by a written statement from the publisher granting the *Journal* permission to reproduce the material. Written permission from the authors of personal communications must be obtained for their use.

Ethical conduct. The *Journal* upholds and expects the highest standards of conduct on the part of authors, peer referees, and editors. The *Journal* incorporates the principles, including the provision for due process, set forth in the *Ethical Guidelines for Publication of Research (En-*

docrinology. 1990;126:1-2) and follows the *Guidelines on Authorship of Medical Papers (Ann Intern Med*. 1986;104: 269-274).

The *Journal* expects that all investigations involving human or animal experimentation will have been conducted in accordance with accepted humane practices. The *Journal* supports the principles of research involving human subjects as expressed in the *Declaration of Helsinki*, and those of animal subjects as expressed in the *Principles of Laboratory Animal Care*, advocated by the National Society of Medical Research, and the *Guide for the Care and Use of Laboratory Animals*, published by the National Institutes of Health.

Mailing address. Send the letter of transmittal, copyright transfer form, and four copies of the manuscript and illustrative material to the Editor:

Ronald W. Lewis, M.D.
Donald J. Tindall, Ph.D.
Co-Editors-in-Chief, *Journal of Andrology*
Guggenheim 1711
Mayo Foundation
200 First Street, S.W.
Rochester, Minnesota 55905

Contacting the Editorial Office. Office hours are weekdays, 8:00 am to 5:00 pm central time. Tel: (507) 284-2423; Fax: (507) 284-2384; E-mail: ASA@MAYO.EDU.

Peer review. All manuscripts will be reviewed by two or more expert referees. Acceptance of manuscripts is based on scientific merit.

Page charges. A charge of \$50 will be assessed for each printed page. Charges may be waived by the Publications Committee on the basis of demonstrated need and will not bias the editorial decision. A separate letter should accompany the first submission and will be forwarded to the Publications Committee for a final decision.

Preparation of the Manuscript

Prepare manuscripts in English according to the *American Medical Association Manual of Style*, 8th ed. Baltimore: Williams & Wilkins, 1989. Submit four complete copies of your original or revised manuscript. For second or third revisions, contact the Editorial Office to determine the number of copies required.

Format. Use standard 8½ × 11-inch (21 × 28 cm) bond paper and maintain margins of at least 1 inch (2.5 cm)

on all sides. Double-space text throughout, including the title page, abstract, text, references, legends, and tables. Number all pages consecutively, beginning with the title page (page 1) and including the references, legends, and tables. Do not number lines in the margins.

The text should be divided into the following sections: Introduction, Methods, Results, and Discussion. Authors may use another format if it is more appropriate.

Title page. The title page should include 1) the title of the manuscript; 2) a short running head of not more than 40 letters and spaces; 3) the first name, middle initial, and last name of each author; 4) the name and address of each department and/or institution where the work was done; 5) the name, address, telephone, and fax number or e-mail code of the author to whom correspondence and reprint requests should be addressed; and 6) sources of support in the form of financial aid, grants, or equipment.

Abstract. An abstract of no more than one typed, double-spaced page should state the objectives, findings, and conclusions. At the end of the abstract, provide up to six **key words** to be used for indexing. Key words should not duplicate words in the title.

Acknowledgments. Authors should obtain written permission for everyone acknowledged by name (including unpublished work) since readers may infer their endorsement of the paper and its conclusions.

Abbreviations. Use of abbreviations, except for units of measure, is discouraged. Abbreviations should be preceded by word(s) for which they stand. Consult the *AMA Manual of Style* for lists of standard abbreviations.

References. References should be cited in the text by the name and date system: (Smith and Jones, 1972). References by three or more authors should be cited by the name of the first author followed by et al: (Smith et al, 1972).

References should be listed alphabetically at the end of the paper in the format illustrated below. If the authors of two or more entries are the same, the citations should be listed in chronological order. All authors of a given reference should be listed. Names of journals should be abbreviated as in *Serial Sources for the BIOSIS Data Base* (BioSciences Information Service, Philadelphia, PA). It is the author's responsibility to ensure that all references are accurate.

A paper that has been accepted for publication may be cited in the reference section if the name of the journal and the year of publication are given. Authors should provide three copies of such papers for the referees. References to unpublished data and personal communications should be clearly identified and listed in parentheses within the text. These items should not be included in the list of references.

References to abstracts are not permitted.

Standard journal article:

Alexander NJ, Fulgham DL. Antibodies to spermatozoa in male monkeys: mode of action. *Fertil Steril* 1978;30:334-342.

Books and other monographs:

Lipshultz LI, Howards SS, eds. *Infertility in the Male*. 2nd ed. St. Louis: Mosby-Year Book, Inc; 1991.

Chapter in a book:

Stewart JM. Pharmacology of LHRH and analogs. In: Zatuchni GI, Shelton JD, Sciarra JJ, eds. *LHRH Peptides as Female and Male Contraceptives*. New York: Harper & Row, 1982:2-12.

Illustrations. The *Journal* reproduces figures in the smallest size consistent with readability and the purpose of the illustration. All lettering should be scaled so it will be legible after reduction to a one- or two-column format. Photomicrographs must include a **scale bar** designating their magnification. Several photographs may be mounted as a plate.

Each figure should be numbered and cited in the text in consecutive order. On the back of each figure, identify the author, figure number, and top with a typed adhesive label.

1) When manuscripts include **illustrations of black-and-white graphs or charts**, submit either two good photocopies and two glossy prints or four laserjet copies. 2) When manuscripts include **illustrations of black-and-white or color cells, gels, and other detailed work**, submit four glossy prints. Three prints go to the reviewers and one set is kept in the Editorial Office. Do not send dot-matrix printer copies, original ink drawings, or roentgenograms. It is the *Journal's* policy not to publish photographs of animals; submit line drawings instead.

The cost for color reproduction must be borne by the author. Upon submission of color prints to the publisher, the author will be provided with a cost estimate for color reproduction and with the option of using black-and-white, if preferred.

Cover illustrations. Authors are encouraged to submit high-quality, color photographs or colorful diagrams of models pertaining to their manuscripts for consideration for use on the cover of the *Journal*. Prepare prints in a vertical format 5½ inches wide by 7 inches deep. Submit prints and a caption with the manuscript.

Legends. Type double-spaced and grouped on a separate page. Provide sufficient detail to make the figure understandable without reference to the text. Indicate the dimensions of scale bars on photomicrographs and identify the method of staining.

Tables. Tables should be typed double-spaced on separate pages, numbered consecutively, and cited in the text. Explanatory matter should be in double-spaced footnotes. Graphs or illustrations are preferred to tables.

Period of revision. Authors should return a revised manuscript within three months (U.S.) or six months (foreign) of receipt of the first editorial decision.

Page Proofs

Proofs are sent to the author with the original manuscript. Corrected pages and the original manuscript should be returned by the fastest mail service available within 72 hours to: Eleanor Lohmann, Allen Press, 810 East Tenth Street, Lawrence, KS 66044.

Other Categories of Publication

Letters to the Editor. This section of the *Journal* is available for critical comments directed to a specific article that has recently been published in the *Journal*. Letters should be brief (400 words), double-spaced, and limited to a maximum of five citations. References of letters and replies should be prepared according to the regular *Journal* format. Illustrative material will be accepted only with the permission of the Editors.

The Editors reserve the right to shorten letters, delete objectional comments, send the letter with a request for a reply to the author of the criticized article, and make other changes to comply with the style of the *Journal*. There are no page charges for the authors of "Letters to the Editor," and no proofs will be mailed to them. Views published in "Letters" are not necessarily the views of the Editors and publishing them is not an endorsement for either side. Send letters to the Editorial Office of the *Journal of Andrology*.

Minireviews. The *Journal* publishes minireviews on subjects of particular interest to its readers. The Editors select review topics and solicit manuscripts. Reviews are limited to ten double-spaced, typed pages including references. Figures and tables are used only as "models" to convey concepts. Unsolicited minireviews are considered for publication and are subject to peer review, as is the custom for all articles. Contributors of unsolicited reviews are encouraged to consult with the Editors before preparing and submitting a manuscript.

Breakthroughs in Andrology. "Breakthroughs" are definitive reports of highly significant and timely findings in the field of andrology. These submissions receive rapid review and, if acceptable, may be published within 10 weeks of receipt, depending on their priority for publication.

Submission criteria: Each manuscript should consist of an **Abstract**, an **Introduction**, a **Materials and Methods** section, and a **Results and Discussion** section (combined or separate). References and figures should follow the same style used in full-length manuscripts. **Please submit two copies for review.**

Authors of accepted manuscripts in this category will not receive page proofs. Only the Editors will receive proofs. This category will also be subject to page charges (refer to page one of the "Information for Authors").

Conflict of Interest

Manuscripts submitted by the Co-Editors-in-Chief or their institutional colleagues are processed by the Associate Editors.

Notice to Copiers

Authorization of photocopy items for internal and personal use, or the internal or personal use of specific clients, is granted by The American Society of Andrology for libraries and other users registered with the Copyright Clearance Center (CCC) Transactional Reporting Service, provided that the base fee of \$3.00 per copy is paid directly to CCC, 21 Congress St., Salem, MA 01970. 0196-3635/91 \$3.00.

Journal of Andrology

Copyright and Financial Subsidy Disclosure Statement

Title: _____

Copyright Assignment. The undersigned authors assign copyright ownership of the above submitted manuscript to The American Society of Andrology. (Material prepared by employees of the U.S. Government is not protected by the Copyright Act.) The author(s) warrant that this work has not been previously copyrighted and that they have the right to transfer copyright.

Authorship Responsibility. Author(s) certify participation in the analysis of the data and the writing and approval of the original and revised manuscript. Author(s) certify that this manuscript contains original work not published elsewhere in whole or in part except in abstract form and contains no matter libelous or otherwise unlawful. Author(s) affirm that the manuscript will not be submitted for publication elsewhere while it is under consideration by the *Journal of Andrology*. Author(s) agree to assume charges of \$50 per printed page should this manuscript be published in the *Journal of Andrology*. Charges may be waived on the basis of demonstrated need as noted in *Information for Authors*.

Financial Support. Author(s) will provide an appropriate footnote to be included on the title page of the manuscript if support from a grant, pharmaceutical and/or instrument company has been received. Has support been provided for this study? _____ Yes _____ No

Financial Disclosure. Author(s) will disclose his/their affiliation with any organization with a direct financial interest in the material contained in the manuscript (e.g., employment, consultancies, stock ownership, honoraria) in an attachment.

Each author must sign this statement. Please type name beneath signature.

Federal employee(s) exempt from copyright assignment.

Date _____

The American Society of Andrology will not process any manuscript until this form, signed by each author, is received by the Editorial Office. Author(s) may make photocopies of the above-titled work despite any transfer of rights under this document. Copies of this document may be submitted independently by various authors if they are currently located at different institutions. If the above manuscript is not accepted for publication, this copyright transfer has no legal effect and will be returned upon request.

Return to: Donald J. Tindall, Ph.D. and Ronald W. Lewis, M.D.,
Co-Editors-in-Chief, *Journal of Andrology*,
Guggenheim 1711, Mayo Clinic,
200 First Street S.W., Rochester, MN 55905