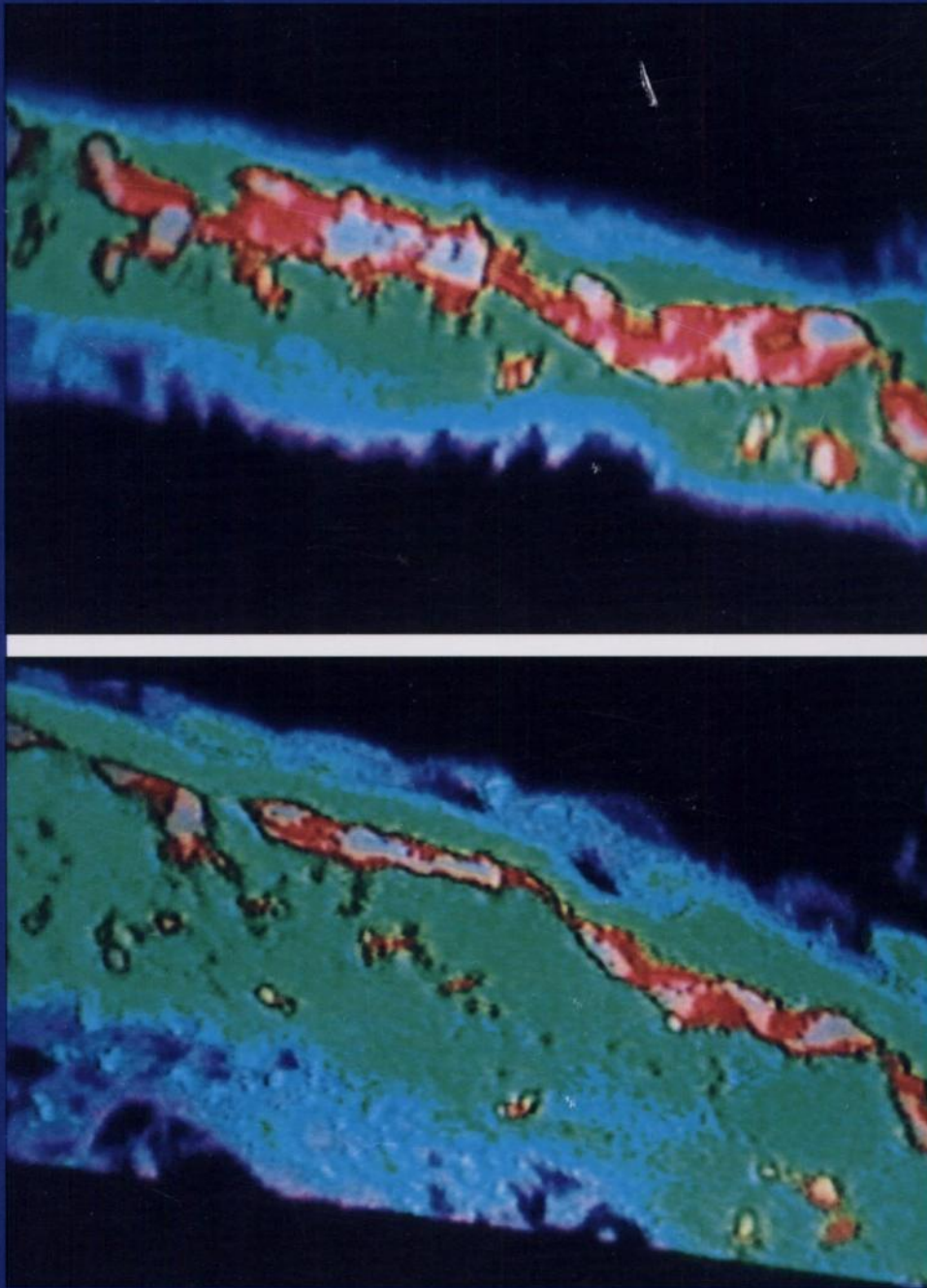


JANUARY/FEBRUARY 1993
Volume 14 Number 1

Journal of ANDROLOGY



Published by THE AMERICAN SOCIETY OF ANDROLOGY

ACCUDENZ®

DENSITY GRADIENT MEDIUM

For The Selection of Motile Human Spermatozoa

- Highest % of motility up to 21 hours after selection
- Better selection of motile spermatozoa from abnormal semen
- Out-performs the swim-up method in the selection of motile spermatozoa in male factor patients (see chart)
- Non-toxic


References: "Sperm Selection Using Density Gradients" Fertility & Sterility, February 1988 issue, page 335.

ACCUDENZ®

DENSITY GRADIENT MEDIUM

For Study of Buoyancy and Sedimentation of Human X- and Y-bearing sperm

References: Archives of Andrology 19:211-215 (1987)



% of Motile Spermatozoa
21 Hours After Selection From
Male Factor Patients Using Three
Different Methods.

**Accudenz®...
THE PERFORMANCE MEDIUM.**

ACCUDENZ®

The Autoclavable, Universal Centrifugation Medium!

Ordering #	Description	Packing	Price
AN 7050	Accudenz A.G. (Analytical Grade)	1 x 50 gm.	Send For New Low Prices
		10 x 50 gm.	
AN 7050/BLK	Accudenz A.G.	1 x 500 gm.	

Send for Cell Separation Media brochure and applications chart.
Accudenz® technical booklets and FREE samples available on request.

For research purposes only. Not for human or diagnostic use.

© Copyright 1983 Accurate Chemical & Scientific Corp.®

ACCURATE Chemical & Scientific Corporation

300 SHAMES DRIVE, WESTBURY, NY 11590 USA • TELEX: 4972582

FAX: 1-516-997-4948

WESTBURY, NY: 516-333-2221

OR

SAN DIEGO, CA: 619-235-9400

TOLL FREE: 1-800-645-6264

TOLL FREE: 1-800-255-9378





— *Meeting Announcement* —

May 2-6, 1993

V International Congress of Andrology
Tokyo, Japan

Contact: Dr. Hiroyuki Oshima
Department of Urology
Tokyo Medical and Dental University
School of Medicine
1-5-45 Yushima, Bunkyo-ku,
Tokyo 113, Japan

Information for Authors

The *Journal of Andrology*, the official journal of the American Society of Andrology, publishes significant new findings of basic and clinical research on human and animal male reproductive tracts. Of special interest to the journal are hormonal regulation of spermatogenesis, gene expression in accessory sex organs and external genitalia, feedback regulation of gonadotropins, sperm capacitation, anatomical studies of the reproductive tract, noncancer prostate diseases, and physiology of penile erectile tissue. Announcements of professional meetings, postgraduate courses, symposia and other events of interests to andrologists are also published. Mini-reviews are featured. Membership in the Society is not required for submission of a manuscript.

Processing fee. Each manuscript submitted to the Journal must be accompanied by a \$50 fee. The amount must be paid in United States currency by institution purchase order, check or money order, payable to the American Society of Andrology, and drawn or payable by a United States bank, so that it will clear the U.S. Federal Reserve System with no surcharge. Manuscripts will not be processed until the fee is received. The fee is also required if a previously rejected manuscript is resubmitted.

Letter of transmittal. All new manuscripts must be accompanied by a letter from the corresponding author stating that the manuscript represents original, unpublished material not under editorial consideration elsewhere, and that ethical guidelines were followed in the conduct of the research. Receipt of this statement is a condition of acceptance of the manuscript for review. Authors are encouraged to suggest the names, telephone, and FAX numbers of prospective referees. Also, the corresponding author must include a complete address, telephone, and FAX number.

Copyright transfer form. A copyright transfer form signed and dated by all authors must accompany each new manuscript. The form is included in this issue of the *Journal* and may be copied. If a manuscript is accepted for publication, copyright of the article, including the right to reproduce the article in all forms and media, shall be assigned exclusively to the publisher. The publisher will not refuse any reasonable request by authors to reproduce any of their contributions to the *Journal*.

Permissions. Materials taken from other sources must be accompanied by a written statement from the publisher granting the *Journal* permission to reproduce the material. Written permission from the authors of personal communications must be obtained for their use.

Ethical conduct. The *Journal* upholds and expects the highest standards of conduct on the part of authors, peer referees, and editors. The *Journal* incorporates the principles, including the provision for due process, set forth in the *Ethical Guidelines for Publication of Research (Endocrinology. 1990;126:1-2)* and follows the *Guidelines on Authorship of Medical Papers (Ann Intern Med. 1986;104:269-274)*.

The *Journal* expects that all investigations involving human or animal experimentation will have been conducted in accordance with accepted humane practices. The *Journal* supports the principles of research involving human subjects as expressed in the *Declaration of Helsinki*, and those of animal subjects as expressed in the *Principles of Laboratory Animal Care*, advocated by the National Society of Medical Research, and the *Guide for the Care and Use of Laboratory Animals*, published by the National Institutes of Health.

Mailing address. Send the letter of transmittal, copyright transfer form, and three copies of the manuscript and illustrative material to the Editor:

Ronald W. Lewis, M.D.
Donald J. Tindall, Ph.D.
Co-Editors-in-Chief, *Journal of Andrology*
Guggenheim 1711
Mayo Foundation
200 First Street, S.W.
Rochester, Minnesota 55905

Contacting the Editorial Office. Office hours are weekdays, 8:00 am to 4:30 pm central time. Tel: (507) 284-2423; Fax: (507) 284-2384; E-mail: ASA@MAYO.EDU.

Peer review. All manuscripts will be reviewed by two or more expert referees. Acceptance of manuscripts is based on scientific merit.

Page charges. A charge of \$50 will be assessed for each printed page. Charges may be waived by the Publications Committee on the basis of demonstrated need and will not bias the editorial decision. A separate letter should accompany the first submission and will be forwarded to the Publications Committee for a final decision.

Preparation of the Manuscript

Prepare manuscripts in English according to the *American Medical Association Manual of Style*, 8th ed. Baltimore: Williams & Wilkins, 1989. Submit three complete copies.

Format. Use standard 8½ × 11-inch (21 × 28 cm) bond paper and maintain margins of at least 1 inch (2.5 cm) on all sides. Double-space text throughout, including the title page, abstract, text, references, legends, and tables. Number all pages consecutively, beginning with the title page (page 1) and including the references, legends, and tables. Do not number lines in the margins.

The text should be divided into the following sections: Introduction, Methods, Results, and Discussion. Authors may use another format if it is more appropriate.

Title page. The title page should include 1) the title of the manuscript; 2) a short running head of not more than 40 letters and spaces; 3) the first name, middle initial, and last name of each author; 4) the name and address of each department and/or institution where the work was done; 5) the name, address, telephone, and fax number or e-mail code of the author to whom correspondence and reprint requests should be addressed; and 6) sources of support in the form of financial aid, grants, or equipment.

Abstract. An abstract of no more than one typed, double-spaced page should state the objectives, findings, and conclusions. At the end of the abstract, provide up to six key words to be used for indexing. Key words should not duplicate words in the title.

Acknowledgments. Authors should obtain written permission for everyone acknowledged by name (including unpublished work) since readers may infer their endorsement of the paper and its conclusions.

Abbreviations. Use of abbreviations, except for units of measure, is discouraged. Abbreviations should be preceded by word(s) for which they stand. Consult the *AMA Manual of Style* for lists of standard abbreviations.

References. References should be cited in the text by the name and date system: (Smith and Jones, 1972). References by three or more authors should be cited by the name of the first author followed by et al: (Smith et al, 1972).

References should be listed alphabetically at the end of the paper in the format illustrated below. If the authors of two or more entries are the same, the citations should be listed in chronological order. All authors of a given reference should be listed. Names of journals should be abbreviated as in *Serial Sources for the BIOSIS Data Base* (BioSciences Information Service, Philadelphia, PA). It is the author's responsibility to ensure that all references are accurate.

A paper that has been accepted for publication may be cited in the reference section if the name of the journal and the year of publication are given. Authors should provide two copies of such papers for the referees. Ref-

erences to unpublished data and personal communications should be clearly identified and listed in parentheses within the text. These items should not be included in the list of references.

References to abstracts are not permitted.

Standard journal article:

Alexander NJ, Fulgham DL. Antibodies to spermatozoa in male monkeys: mode of action. *Fertil Steril.* 1978;30:334-342.

Books and other monographs:

Lipshultz LI, Howards SS, eds. *Infertility in the Male.* 2nd ed. St. Lewis: Mosby-Year Book, Inc; 1991.

Chapter in a book:

Stewart JM. Pharmacology of LHRH and analogs. In: Zatuchni GI, Shelton JD, Sciarra JJ, eds. *LHRH Peptides as Female and Male Contraceptives.* New York: Harper & Row, 1982:2-12.

Illustrations. The *Journal* reproduces figures in the smallest size consistent with readability and the purpose of the illustration. All lettering should be scaled so it will be legible after reduction to a one- or two-column format. Photomicrographs must include a scale bar designating their magnification. Several photographs may be mounted as a plate.

Each figure should be numbered and cited in the text in consecutive order. On the back of each figure, identify the author, figure number, and top with a typed adhesive label.

Submit two sets of glossy finish, black-and-white photographs of all figures. Do not send laser and dot-matrix printer copies, or original ink drawings, or roentgenograms. Three sets of photocopies of the figures should be provided. If the structural detail cannot be interpreted from a photocopy, additional glossy prints should be provided for the reviewers. It is the *Journal's* policy not to publish photographs of animals; submit line drawings instead.

The cost for color reproduction must be borne by the author. Upon submission of color prints to the publisher, the author will be provided with a cost estimate for color reproduction and with the option of using black-and-white, if preferred.

Cover illustrations. Authors are encouraged to submit high-quality photographs pertaining to their manuscripts for consideration for use on the cover of the *Journal*. Prepare prints in a horizontal format 6 inches wide by 4 inches deep. Submit prints and a caption with the manuscript.

Legends. Type double-spaced and grouped on a separate page. Provide sufficient detail to make the figure understandable without reference to the text. Indicate the dimensions of scale bars on photomicrographs and identify the method of staining.

Tables. Tables should be typed double-spaced on separate pages, numbered consecutively, and cited in the text. Ex-

planatory matter should be in double-spaced footnotes. Graphs or illustrations are preferred to tables.

Period of revision. Authors should return a revised manuscript within three months of receipt of the first editorial decision.

Page Proofs

Proofs are sent to the author with the original manuscript. Corrected pages and the original manuscript should be returned by the fastest mail service available within 72 hours to: Amber Ankerholz, Allen Press, 1041 New Hampshire, Lawrence, KS 66044.

Review Articles

The Journal publishes reviews on subjects of particular interest to its readers. The editors select review topics and solicit manuscripts. Unsolicited reviews are considered for publication and are subject to peer review, as is the custom for all articles. Contributors of unsolicited reviews are encouraged to consult with the Editor before preparing and submitting a manuscript.

Conflict of Interest

Manuscripts submitted by the Co-Editors-in-Chief or their institutional colleagues are processed by the Associate Editors.

Notice to Copiers

Authorization of photocopy items for internal and personal use, or the internal or personal use of specific clients, is granted by The American Society of Andrology for libraries and other users registered with the Copyright Clearance Center (CCC) Transactional Reporting Service, provided that the base fee of \$3.00 per copy is paid directly to CCC, 21 Congress St., Salem, MA 01970. 0196-3635/91 \$3.00.

JOURNAL OF ANDROLOGY

Manuscript Processing Form

**MAIL THIS COMPLETED FORM
WITH THE MANUSCRIPT TO:**

Ronald W. Lewis, M.D.
Donald J. Tindall, Ph.D.
Co-Editors-in-Chief, *Journal of Andrology*
Guggenheim 1711
Mayo Foundation
200 First Street, S.W.
Rochester, Minnesota 55905

Title _____

The authors affirm that this manuscript is original, that the data or concepts have not been published except in abstract form, and that the manuscript will not be submitted for publication elsewhere while it is under consideration by the *Journal of Andrology*. The authors agree to assume charges of \$50 for a submission fee and \$50 per printed page should this manuscript be published in the *Journal of Andrology*. Charges may be waived on the basis of demonstrated need as noted in *Information for Authors*.

The authors, in consideration of the acceptance of this manuscript for publication, assign and transfer to the American Society of Andrology all of the rights and interest in and to the copyright of the manuscript, which will be obtained by the publisher of the Journal. The authors warrant that this work has not been previously copyrighted and that they have the right to transfer copyright.

If this manuscript was prepared as part of the official duties of an employee of the US Government, the authors employed by the US Government agree to transfer all copyright ownership in the manuscript to the American Society of Andrology should the work ever be determined to be copyrightable.

ALL AUTHORS MUST SIGN

Name (print)	Signature	Date
1. _____	_____	_____
2. _____	_____	_____
3. _____	_____	_____
4. _____	_____	_____
5. _____	_____	_____
6. _____	_____	_____
7. _____	_____	_____
8. _____	_____	_____

The American Society of Andrology will not process any manuscript until this form, signed by each author, is received by the Editorial Office. All submitted manuscripts become property of the Society. Authors may make photocopies of the above-titled work despite any transfer of rights under this document.

Copies of this document may be submitted independently by various authors if they are currently located at different institutions. If the above manuscript is not accepted for publication, this copyright transfer has no legal effect and will be returned on request.

Quick, easy measurement of testes.


An orchidometer that is accepted around the world comes to the USA!

The measurement of testicular size is greatly simplified with this new orchidometer which has been in use worldwide for over 25 years and is now made available in America by ASSI®.

It consists of a graduated series of 12 models, each precisely defined in shape and volume, that allows the pediatrician, endocrinologist or andrologist to make the necessary comparison and evaluation.

This orchidometer is both simple to use and safe, completely eliminating the use of calipers.

Call or write for full information.



**accurate
surgical &
scientific
instruments
corporation**

300 SHAMES DRIVE, WESTBURY, NY 11590
TELEPHONE: (516) 333-2570
FAX: 1-516-997-4948

TO ORDER CALL TOLL FREE:

1-800-645-3569

OR

1-800-255-9378

(WEST COAST OFFICE)

ASSI®

© Copyright 1993 ASSI®

ACCURATE SURGICAL & SCIENTIFIC
INSTRUMENTS CORPORATION
300 Shames Drive, Westbury, NY 11590

Please send me more information on the orchidometer.

Name _____

Institution _____

Address _____

City, State, Zip _____

Phone No. _____

ANDR