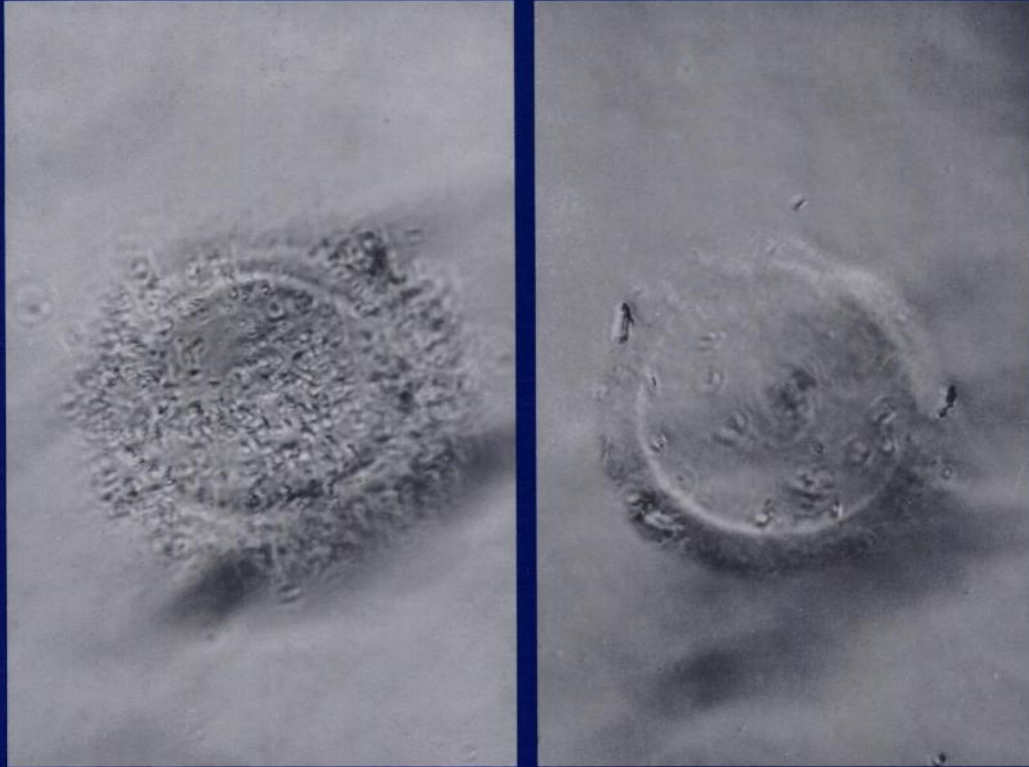


JANUARY/FEBRUARY 1991
Volume 12 Number 1

Journal of **ANDROLOGY**



Sperm Function and the Hemizona Assay


Physical State of the Sperm Membrane

Kinase-C Effectors and Acrosome Reaction




Published for THE AMERICAN SOCIETY OF ANDROLOGY
by J.B. LIPPINCOTT COMPANY

SILICA IS GREAT FOR FLOORS, BUT VERY BAD FOR CELLS!



NO NASTY, COARSE PARTICLES TO SPOIL MY SKIN IN THIS GENTLE MEDIUM!



Protect Your Cells!

(TREAT THEM TO THE NYCODENZ® ISOLATION PROCEDURE)

NYCODENZ® The Autoclavable, Universal Centrifugation Medium

Gradient properties

Gradients of Nycodenz® can be generated by:

- Centrifugation *in situ* (self-forming gradients).
- Diffusion. Using Nycodenz Isotonic solution, linear isotonic gradients are easily prepared within 45 minutes.
- Freezing and thawing.
- Tilted tube rotation (Nycomed Gradient Master).

Applications

With completely non-ionic properties at neutral pH, Nycodenz® is most useful in the fractionation of:

- Nucleic acids
- Proteins
- Polysaccharides
- Nucleoproteins
- Intact Cells
- Subcellular organelles
- Viruses
- Bacteria

Nycodenz® technical booklets and FREE samples available on request.
For research purposes only. Not for human or diagnostic use.

Nycodenz® is a registered trademark of Nycomed.

© Copyright 1990 Accurate Chemical & Scientific Corp.

ACCURATE Chemical & Scientific Corporation

300 SHAMES DRIVE, WESTBURY, NY 11590 USA • TELEX: 4972582

FAX: 1-516-997-4948

WESTBURY, NY: 516-333-2221

OR

SAN DIEGO, CA: 619-235-9400

TOLL FREE: 1-800-645-6264

TOLL FREE: 1-800-255-9378

®

Get the facts and the comparisons
in a single reference source

DRUG FACTS AND COMPARISONS

Founding Editor: Erwin K. Kastrup, R.Ph.

Managing Editor: Bernie R. Olin, III, Pharm.D.

Facts:

More than 11,000 drug products including over 4,000 OTC items listed. Group monographs of closely related drugs; actions, indications, and contraindications; warnings and precautions, interactions between drugs, adverse reactions; administration, dosage and overdosage, patient information. Updated monthly.

Comparisons:

Of drug to drug, of different dosage forms, brands compared to brands and to generics, costs related to costs, all grouped by therapeutic category for ease of comparison.

Facts and Comparisons

Also included are important facts on:

- Center for Disease Control biologicals and antiparasitic drugs
- IV solutions
- therapeutic and diagnostic biologicals
- therapeutic and diagnostic ophthalmic preparations
- diagnostic aids and radiographic contrast media and products
- NCI investigational chemotherapeutic drugs
- combination cancer chemotherapy regimens
- radiopharmaceuticals
- manufacturers index

**facts and
comparisons**

111 West Port Plaza, Suite 423
St. Louis, MO 63146-3098
314/878-2515 • 800/223-0554

Unsolicited comments from satisfied pharmacists throughout the United States indicate how your colleagues feel about Facts and Comparisons:

"Yours is still the best book. Keep up the good work."

—Earl S. Meyer, R.Ph., Evanston, Illinois

"It has, beyond a shadow of a doubt, become my pharmaceutical bible."

—Roger Sirois, R.Ph., Waterville, Maine

"It is the best medicine reference I have ever seen or used. Keep up the great work."

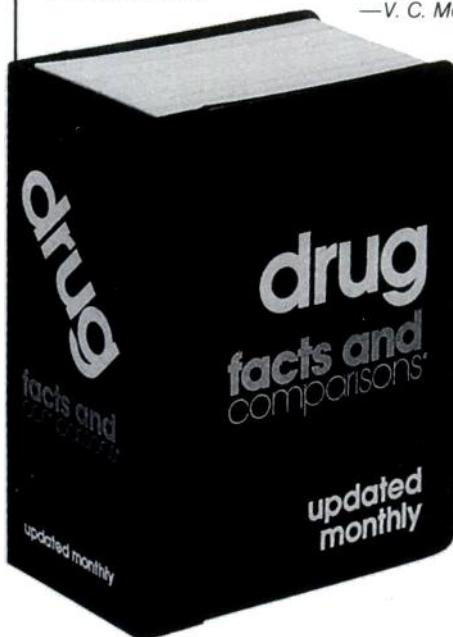
—Gary Johnson, R.Ph., Dallas, Texas

"I must congratulate you on the excellence of your publication—especially the more expanded and detailed information of the recent years."

—Alex Ravnik, Pharm.D., Hayward, California

"Facts and Comparisons is a marvelous text—a necessary requirement for a pharmacist."

—V. C. Mossman, R.Ph., Phoenix, Arizona



**Over 2,500 pages
\$139.00 (includes
11 monthly updates).**

**Also available in:
Microfiche
\$139.00 (includes
11 monthly updates).**

**Nine 4" x 6"
microfiche cards;
42-48 power microfiche
reader required.**

**Drug Facts and
Comparisons
1990 Hardbound Edition
2,570 pages
\$79.50**

Information for Authors

The **Journal of Andrology** is the official journal of the American Society of Andrology. The *Journal* publishes original papers and reviews on laboratory and clinical research pertinent to the structure and function of the male reproductive system and gametes. Acceptance of manuscripts is based on scientific merit. Membership in the Society is not required for submission of a manuscript.

Letter of transmittal. All new manuscripts must be accompanied by a letter from the corresponding author stating that the manuscript represents original, unpublished material not under editorial consideration elsewhere, and that ethical guidelines were followed in the conduct of the research. Receipt of this statement is a condition of acceptance of the manuscript for review.

Copyright transfer form. A copyright transfer form signed and dated by all authors must accompany each new manuscript. The form is included in this issue of the *Journal* and may be copied. If a manuscript is accepted for publication, copyright of the article, including the right to reproduce the article in all forms and media, shall be assigned exclusively to the publisher. The publisher will not refuse any reasonable request by authors to reproduce any of their contributions to the *Journal*.

Mailing address. Send the letter of transmittal, copyright transfer form, and three copies of the manuscript and illustrative material to the Editor:

Dr. Claude Desjardins
Editor, *Journal of Andrology*
Department of Physiology
Medical Center Box 449
University of Virginia
Charlottesville, Virginia 22908

For courier packages:
Jordan Building
Room 4-7
1300 Jefferson Park
Avenue

Contacting the Editorial Office. Office hours are weekdays, 8:00 am to 5:00 pm eastern time. Leave a message on the answering machine at other times. Tel: 804/982-0932; Fax: 804/982-0059; E-mail: JANDROL@VIRGINIA • BITNET.

Peer review. All manuscripts will be reviewed by two or more expert referees. Authors are encouraged to suggest the names of prospective referees in their letter of transmittal.

Page charges. A charge of \$50 will be assessed for each printed page. Charges may be waived by the Publications Committee on the basis of demonstrated need and will not bias the editorial decision. A separate letter should accompany the first submission and will be forwarded to the Publications Committee for a final decision.

Permissions. Materials taken from other sources must be accompanied by a written statement from the publisher

granting the *Journal* permission to reproduce the material. Written permission from the authors of personal communications must be obtained for their use.

Ethical conduct. The *Journal* upholds and expects the highest standards of conduct on the part of authors, peer referees, and editors. The *Journal* incorporates the principles, including the provision for due process, set forth in the *Ethical Guidelines for Publication of Research (Endocrinology. 1990;126:1-2)* and follows the *Guidelines on Authorship of Medical Papers (Ann Intern Med. 1986;104:269-274)*.

The *Journal* expects that all investigations involving human or animal experimentation will have been conducted in accordance with accepted humane practices. The *Journal* supports the principles of research involving human subjects as expressed in the *Declaration of Helsinki*, and those of animal subjects as expressed in the *Principles of Laboratory Animal Care*, advocated by the National Society of Medical Research, and the *Guide for the Care and Use of Laboratory Animals*, published by the National Institutes of Health.

Preparation of the Manuscript

Prepare manuscripts in English according to the *American Medical Association Manual of Style*, 8th ed. Baltimore: Williams & Wilkins, 1989. Submit three complete copies.

Format. Use standard 8½ × 11-inch (21 × 28 cm) bond paper and maintain margins of at least 1 inch (2.5 cm) on all sides. Double-space lines throughout, including the title page, abstract, text, references, legends, and tables. Number all pages consecutively, beginning with the title page (page 1) and including the references, legends, and tables. Do not number lines in the margins.

The text should be divided into the following sections: Introduction, Methods, Results, and Discussion. Authors may use another format if it is more appropriate.

Title page. The title page should include 1) the title of the manuscript; 2) a short running head of not more than 40 letters and spaces; 3) the first name, middle initial, and last name of each author; 4) the name and address of each department and/or institution where the work was done; 5) the name, address, telephone, and fax number or e-mail code of the author to whom correspondence and reprint requests should be addressed; and 6) sources of support in the form of financial aid, grants, or equipment.

Abstract. An abstract of not more than one typed, double-spaced page should state the objectives, findings, and conclusions. At the end of the abstract, provide up to six **key words** to be used for indexing. Key words should not duplicate words in the title.

Acknowledgments. Authors should obtain written permission for everyone acknowledged by name (including unpublished work) since readers may infer their endorsement of the paper and its conclusions.

Abbreviations. Use of abbreviations, except for units of measure, is discouraged. Abbreviations should be preceded by the word(s) for which they stand. Consult the *AMA Manual of Style* for lists of standard abbreviations.

References. References should be cited in the text by the name and date system, for example: (Smith and Jones, 1972). References by three or more authors should be cited by the name of the first author followed by et al, for example: (Smith et al, 1972).

References should be listed alphabetically at the end of the paper in the format illustrated below. If the authors of two or more entries are the same, the citations should be listed in chronological order. All authors of a given reference should be listed. Names of journals should be abbreviated as in *Serial Sources for the BIOSIS Data Base*, published by BioSciences Information Service, Philadelphia, PA. It is the author's responsibility to ensure that all references are accurate.

A paper that has been accepted for publication may be cited in the reference section if the name of the journal and the year of publication are given. Authors should provide two copies of such papers for the referees.

References to unpublished data and personal communications should be clearly identified and listed in parentheses within the text. These items should not be included in the list of references.

References to abstracts are not permitted.

Standard journal article:

Alexander NJ, Fulgham DL. Antibodies to spermatozoa in male monkeys: mode of action. *Fertil Steril*. 1978;30:334-342.

Books and other monographs:

Wallach ED, Kempers RD, eds. *Modern Trends in Infertility and Conception Control*. New York: Harper & Row; 1982;2:2-5.

Chapter in a book:

Stewart JM. Pharmacology of LHRH and analogs. In: Zatuchni GI, Shelton JD, Sciarra JJ, eds. *LHRH Peptides as Female and Male Contraceptives*. New York: Harper & Row, 1982:2-12.

Illustrations. The *Journal* reproduces figures in the smallest size consistent with readability and the purpose of the illustration. All lettering should be scaled so it will be legible after reduction to a one- or two-column format.

Photomicrographs must include a **scale bar** designating their magnification. Several photographs may be mounted as a plate, but **DO NOT MOUNT** individual figures or photomicrographs.

Each figure should be numbered and cited in the text in consecutive order. On the back of each figure, identify the author, figure number, and top with a typed adhesive label.

Submit **three** sets of sharp, contrasty, glossy black-and-white photographs of **all** figures. Do not send original

ink drawings, roentgenograms, or other material. It is the *Journal's* policy not to publish photographs of animals; submit line drawings instead. Figures produced by a dot-matrix printer are **NOT ACCEPTABLE**.

The cost for color reproduction must be borne by the author. Upon submission of color prints to the publisher, the author will be provided with a cost estimate for color reproduction and with the option of using black-and-white, if preferred.

Cover illustrations. High-quality photographs pertaining to a submitted manuscript will be considered for use on the cover of the *Journal*. Prepare prints in a horizontal format 6 inches wide by 4 inches deep. Submit prints and a caption with the manuscript.

Legends. Type double-spaced and grouped on a separate page. Provide sufficient detail to make the figure understandable without reference to the text. Indicate the dimensions of scale bars on photomicrographs and identify the method of staining.

Tables. Tables should be typed double-spaced on separate pages, numbered consecutively, and cited in the text. Explanatory matter should be in double-spaced footnotes. Graphs or illustrations are preferred to tables.

Period of revision. Authors should return a revised manuscript within three months of receipt of the first editorial decision.

Page Proofs

Proofs are sent to the author with the original manuscript. Corrected pages and the original manuscript should be returned by mail or fax (215/238-4310) **within 72 hours** to: Journal of Andrology, Attn: Production Editor, J. B. Lippincott Company, East Washington Square, Philadelphia, PA 19105.

Review Articles

The *Journal* publishes reviews on subjects of particular interest to its readers. The editors select review topics and solicit manuscripts. Unsolicited reviews are considered for publication and are subject to peer review, as is the custom for all articles. Contributors of unsolicited reviews are encouraged to consult with the Editor before preparing and submitting a manuscript.

Conflict of Interest

Manuscripts submitted by the Editors or their institutional colleagues are processed by the Consulting Editor.

For scientifically oriented physicians ...a forum for the exchange of ideas ...a permanent record of research accomplishments

A tradition of
 excellence
 since 1820
 with new
 directions
 for the future



Official Journal
 of the Southern
 Society for
 Clinical Investigation

Suzanne Oparil, Editor

Significant investigations

The American Journal of the Medical Sciences publishes, every month, original articles on clinical and laboratory investigations covering all of the ten traditional subspecialties of internal medicine. All articles are peer reviewed, assuring quality and significance of content. Emphasis is on rapid dissemination of new developments.

Wide-ranging scope

Contents include clinically relevant recent research findings, the latest in medical technology, updated developments in the knowledge and treatment of diseases, informative case reports, and innovative

approaches to treatment problems. Recent articles have contributed to the areas of:

- endocrinology / metabolism
- pulmonary / respiratory medicine
- infectious diseases
- hematology / oncology
- cardiology
- hypertension
- renal disease
- rheumatology
- musculoskeletal problems
- pathology
- genetics
- pediatrics
- nutrition
- neurology
- forensic medicine
- gastroenterology
- dermatology
- genitourinary conditions

Your subscription is invited.

THE AMERICAN JOURNAL OF THE MEDICAL SCIENCES

\$90.00 per year U.S.A. ■ \$150.00 per year elsewhere
 Special Resident Rate U.S.A. only, \$60.00 per year

A122902



J.B. Lippincott

A Wolters Kluwer Company

227 East Washington Square
 Philadelphia, PA 19106-3780

☎ TO ORDER... Call us TOLL FREE (USA except AK) 1-800-638-3030.

JOURNAL OF ANDROLOGY

Manuscript Processing Form

**MAIL THIS COMPLETED FORM
WITH THE MANUSCRIPT TO:**

Dr. Claude Desjardins
Editor, Journal of Andrology
Department of Physiology
Medical Center Box 449
University of Virginia
Charlottesville, VA 22908

Title _____

The authors affirm that this manuscript is original, that the data or concepts have not been published except in abstract form, and that the manuscript will not be submitted for publication elsewhere while it is under consideration by the *Journal of Andrology*. The authors agree to assume a charge of \$50 per printed page should this manuscript be published in the *Journal of Andrology*. Charges may be waived on the basis of demonstrated need as noted in *Information for Authors*.

The authors, in consideration of the acceptance of this manuscript for publication, assign and transfer to the American Society of Andrology all of the rights and interest in and to the copyright of the manuscript, which will be obtained by the publisher of the Journal. The authors warrant that this work has not been previously copyrighted and that they have the right to transfer copyright.

If this manuscript was prepared as part of the official duties of an employee of the US Government, the authors employed by the US Government agree to transfer all copyright ownership in the manuscript to the American Society of Andrology should the work ever be determined to be copyrightable.

ALL AUTHORS MUST SIGN

Name (print)	Signature	Date
1. _____	_____	_____
2. _____	_____	_____
3. _____	_____	_____
4. _____	_____	_____
5. _____	_____	_____
6. _____	_____	_____
7. _____	_____	_____
8. _____	_____	_____


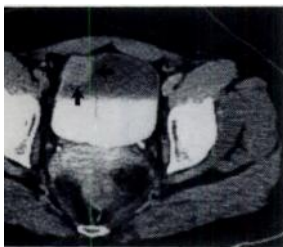
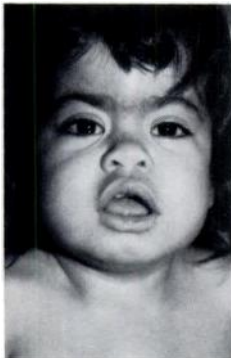
The American Society of Andrology will not process any manuscript until this form, signed by each author, is received by the Editorial Office. All submitted manuscripts become property of the Society. Authors may make photocopies of the above-titled work despite any transfer of rights under this document.

Copies of this document may be submitted independently by various authors if they are currently located at different institutions. If the above manuscript is not accepted for publication, this copyright transfer has no legal effect and will be returned on request.

**Succinctly and forcefully captures
the current state of knowledge in the field**

Principles and Practice of ENDOCRINOLOGY and METABOLISM

Editor: Kenneth L. Becker, M.D., Ph.D. / 8 Associate Editors / 302 Contributors



Demonstrates its relevance to the decisions you make every day

Now—the contemporary new text that covers the entire field of endocrinology and metabolism. Clearly written...clinically relevant...superbly illustrated...this new reference demonstrates relevance to the decisions you make every day.

Three hundred outstanding clinicians and investigators have worked closely together to achieve a cohesiveness and consistency of style unusual in a multi-authored work. Basic scientists provide a scientific foundation for normal endocrine function. A premier clinical endocrinologist offers you practical diagnostic and therapeutic information.

Unique and practical features:

- Includes extensive coverage of pediatric endocrinology and the endocrinology of the woman—fundamental areas not covered in depth in any other endocrine text.
- Sections on the diffuse endocrine system and the relationship between hormones and the body emphasize the systemic nature of endocrinology and its diseases.
- Most clinical chapters are disease-oriented. Outstanding endocrine surgeons contribute chapters describing practical aspects of surgical therapy. And renowned subspecialists discuss manifestations of endocrine disorders in their specialty, focusing on signs and symptoms.
- A multidisciplinary approach provides alternative theories, diagnoses, and treatments for your consideration.
- A superb selection of x-rays, photographs and line drawings depict and highlight key clinical concepts.
- A highly useful section provides complete listings of: laboratory values; nearly all drugs used in endocrine therapy; test procedures used in clinical endocrinology.
- Provides to-the-point background information on the normal anatomy, histology, biochemistry and physiology of the endocrine system.
- Thorough discussion of prostoglandens and other arachidonic acid metabolites.
- Discusses endocrine mast cells in depth.
- Contains a unique section on hormones and cancer.

**About 1,920 Pages. 1,333 Illustrations. 65-0923
January 1990. \$125.00.**

**It's easy to order. Call TOLL FREE
(USA except AK) 1-800-638-3030.**

Lippincott 

J. B. Lippincott Company P.O. BOX 1600 • HAGERSTOWN, MD 21741-1600

YES! Please send me for 30 days' on-approval examination: Becker (65-09236) \$125.00.

Name _____ Payment enclosed* (save postage & handling) Bill me (plus postage & handling)
Address _____ Charge it:* (save postage & handling) MasterCard VISA
City/State/Zip _____ Card No. _____ Expiration Date _____
Phone _____ 9-digit Signature _____

*Add sales tax. Prices in U.S. funds and subject to change. Orders subject to approval of Lippincott. Professional books may be tax deductible. Offer valid in U.S. and Canada only.

1334