

AMERICAN SOCIETY OF ANDROLOGY (ASA) NEWS

FUTURE MEETINGS OF THE AMERICAN SOCIETY OF ANDROLOGY

March 27–29, 1998

Long Beach, California, USA

23rd Annual Meeting of the American Society of Andrology and Postgraduate Course

Hyatt Regency Long Beach

Contact: Sarah Morisseau, ASA Executive Offices
74 New Montgomery, Ste. 230, San Francisco, California 94105
Phone: (415) 764-4823; fax: (415) 764-4915;
e-mail: 76125.3071@compuserve.com

Postgraduate Course: March 27

Andrology Laboratory Workshop: March 26

April 9–12, 1999

Louisville, Kentucky, USA

24th Annual Meeting of the American Society of Andrology and Postgraduate Course

Contact: Sarah Morisseau, ASA Executive Offices
74 New Montgomery, Ste. 230, San Francisco, California 94105
Phone: (415) 764-4823; fax: (415) 764-4915;
e-mail: 76125.3071@compuserve.com

Postgraduate Course: April 10

Andrology Laboratory Workshop: April 13

Testis Workshop: April 7–10

Contact: Leslie Nies, Serono Symposia USA
100 Longwater Circle, Norwell, Massachusetts 02061
Phone: (800) 283-8088; fax: (617) 982-9481

2000

Boston, Massachusetts, USA

25th Annual Meeting of the American Society of Andrology and Postgraduate Course

2001

Montreal, Quebec, CANADA

26th Annual Meeting of the American Society of Andrology and Postgraduate Course

HANDBOOK OF ANDROLOGY



The American Society of Andrology

Contemporary, significant education in the male reproductive system

Guest Editors:

Bernard Robaire, Ph.D.,

Jon L. Pryor, M.D., and

Jacquetta M. Trasler, M.D., Ph.D.

The American Society of Andrology proudly makes available the Handbook of Andrology for purchase. This 83-page softbound handbook presents in a very clear fashion the basic science and clinical aspects of the male reproductive system. This handbook is recommended for students to senior faculty members and basic scientists to clinicians who want a tour of the andrological system. The editors have carefully selected world-renowned faculty who have written short chapters in an easy to read style and with vivid illustrations to make this handbook a pleasure to read.

Contributors: Nancy Alexander, Ph.D.; Rupert Amann, Ph.D.; Andrzej Bartke, Ph.D.; Gabriel Bialy, Ph.D.; Marc Blackman, M.D.; Runa Brinkmann, M.D.; Terry Brown, Ph.D.; Reginald Bruskevitz, M.D.; Yves Clermont, Ph.D.; Donald Coffey, Ph.D.; Richard Fayer-Hosken, BVS, Ph.D.; Michael Griswold, Ph.D.; Barbara Hales, Ph.D.; S. Mitchell Harman, M.D., Ph.D.; Louis Hermo, Ph.D.; Barry Hinton, Ph.D.; Morten Jonler, M.D.; David Katz, Ph.D.; Ronald Lewis, M.D.; Claude Midgeon, M.D.; Diana Myles, Ph.D.; Claude Nagamine, Ph.D.; Joseph Oesterling, M.D.; Jon Pryor, M.D.; Bernard Robaire, Ph.D.; Kenneth Roberts, Ph.D.; Susan Rothmann, Ph.D.; Peter Schlegel, M.D.; Richard Sherins, M.D.; Donald Tindall, Ph.D.; Philip Troen, M.D.; Christina Wang, M.D.; and Barry Zirkin, Ph.D.

Selected Topics Include:

Reproductive anatomy	Physiology of the epididymis
Hypothalamo-pituitary-testicular axis	Androgen insensitivity
Hormone receptors and signal transduction	Andropause
Anatomy and physiology of the prostate	Sperm banking
Clinical evaluation and treatment of the infertile male	BPH
Fertility assessment in domestic animals	Prostate Cancer
Evaluation and treatment of erectile dysfunction	Gonadotoxins

To Order: This handbook can be received free for joining the American Society of Andrology or it can be purchased for \$10.00 payable in U.S. funds drawn from a U.S. bank (includes shipping). Send requests for membership or check or money order to Sarah Morisseau, Administrative Manager, American Society of Andrology, 74 New Montgomery, Suite 230; San Francisco, CA 94105.

GRADUATE/ POSTDOCTORAL STUDENT AWARD
REPRODUCTIVE & DEVELOPMENTAL TOXICOLOGY SPECIALTY SECTION
SOCIETY OF TOXICOLOGY

We announce our intention to give awards of recognition for the best platform and/ or poster presentations by either graduate students or post-doctoral fellows in the area of reproductive and developmental toxicology at the 1998 Annual Meeting of the Society of Toxicology in Seattle, Washington, to be held from March 1st to 5th. General areas of research include male and female reproductive toxicology, reproductive endocrinology, teratology/ developmental toxicology, and post-natal functional assessment. Candidates for these awards are requested to send a copy of the abstracts submitted to the Society to the address listed below by November 1st. An outline of the talk or a copy of the poster should be included.

The abstracts and posters should describe original research which may include applied studies, investigation of mechanisms involved in toxic response, or studies on basic biochemical, physiological, or genetic mechanisms of action. Interested individuals may request Society information and abstract forms from the address given below. All submitted documents will be treated as privileged information. The successful candidates will be announced at the Annual Meeting of the Specialty Section.

Dr. Paul M.D. Foster,
Chemical Industry Institute of Toxicology,
PO Box 12137, 6 Davis Drive,
Research Triangle Park
NC 27709
(919) 558-1274

**10th European Testis Workshop on Molecular and Cellular
Endocrinology of the Testis
Capri, Italy March 28th—April 1st 1998**

The 10th European Testis Workshop will be held in Capri, Italy, March 28th–April 1st, 1998. The meeting is characterized by general lectures given by scientists which have recently produced outstanding data on relevant topics and by the organized, exhaustive discussion of scientific data, which are presented by the participants through the formula of the miniposter: a one page paper including figures.

Topics for general lectures include:

- Germ stem cell biology
- Regulation of meiosis
- Growth factors
- Cell signaling and transduction
- Nuclear receptors and androgen regulated genes in the testis
- Reproductive immunology and apoptosis
- Sperm activation and sperm factors active at fertilization
- Y X chromosomes and sex determination

For further information, please write to:

Professor Mario Stefanini
Department of Histology and Medical Embryology
University of Rome “La Sapienza”
Via A. Scarpa 14
00161-Rome
Italy
Phone +39-6-49766803-49766570
Fax +39-6-4462854
Email mstefanini@axrma.uniroma1.it

XXIV ANNUAL MEETING
OF THE
INTERNATIONAL EMBRYO TRANSFER SOCIETY

J.M. Robl, Program Chairman

18-20 January 1998
Boston Marriott Copley Place, Massachusetts, USA

INVITED SESSIONS

- **Practical considerations for in vitro embryo production**
In vitro embryo production systems have been in place for many years for human beings and cattle and are being developed for other species, such as pigs and horses. Maintaining a consistent and highly successful complex biological system such as this requires attention to many details including quality control procedures, systematic trouble shooting and when and how to implement new procedures. Not only are there different approaches to addressing these factors for each species, but also for each laboratory. A comparison of systems can be very useful in stimulating ideas for new approaches to solving old problems.
- **Fertilization and the first cell cycle**
Fertilization and the events occurring during the few hours of the first cell cycle are critical for producing an embryo with full potential for development to term. With the commercialization of in vitro fertilization systems for the cow and, in the near future, for the pig, methods for preventing polyspermy are of great interest. Furthermore, the failure of sperm to penetrate the extracellular coat is an important aspect of human infertility. Activation of the oocyte by the sperm or by artificial means involves an intracellular signaling process that results in the progression of the cell cycle and leads to the formation of the pronuclei. An understanding of this highly orchestrated series of events is of critical importance as we explore new ways of manipulating the genetics of animals and refine our assessment of what contributes to infertility in man and animals.
- **Embryo metabolism: implications for in vitro culture**
Whether it be for direct embryo transfer or some complex genetic manipulation, embryos must be maintained for a period of time in vitro. In vitro handling inevitably has a detrimental effect on the viability of the embryo. Considerable progress has been made over the past few years in the efficacy of in vitro culture systems. This success has been due primarily to a greater understanding of how the embryo interacts with its in vitro environment, what critical needs this environment must meet, and what indicates normalcy in the embryo.
- **Genetic modification of animals: methods and applications**
Domestic animal production and the embryo transfer industry are entering an era in which new genetic manipulative techniques fuel the development of novel animal-derived products. New approaches are being developed to facilitate introduction of genes into the large domestic species. Three industries, with vast market potential, that are rapidly evolving out of transgenic technology are the pharmaceutical protein, tissue and organ-transplantation industries. As these industries progress into the commercialization phase, factors such as propagation of animals, storage of genotypes and disease monitoring and control become important practical considerations.

There also will be **poster presentations, workshops on specialty areas, a post-conference symposium** titled "Gamete Biology: Fundamental and Applied Aspects in Animal Reproduction" and **an evening of entertainment at the New England Aquarium**. Proceedings will be published in **January, 1998 issue of *THERIOGENOLOGY***.

- **Preregistration:** US\$150 (members), US\$20 (student members), US\$250 (nonmembers), and US\$90 (student nonmembers). IETS, 1111 N. Dunlap Ave., Savoy, IL 61874 USA. Rooms at the Boston Marriott Copley Place are US\$100 (double or single) with a cost of US\$20 for additional persons in the room.
- **Submission of abstracts:** Dr. James M. Robl, Holdsworth Way, Paige Laboratory, University of Massachusetts, Amherst, MA 01003-6410 USA; telephone: 413-545-2427; fax: 413-545-6326; e-mail: IETSJR@VASCLUMASS.EDU. The **firm deadline for receipt** of abstracts (original and three photostatic copies) is **15 August 1996**. Do not fold your abstract and please provide some stiff backing to protect the abstract during transit. Fax copies or electronic submissions will not be accepted. They should be mailed (postmark deadline) by 1 August (outside North America) or 10 August (within North America). If necessary, retyping of abstracts will cost US\$30.

CALL FOR ABSTRACTS

1998 ANNUAL MEETING OF THE INTERNATIONAL EMBRYO TRANSFER SOCIETY
18-20 January; Boston Marriott Copley Place, Massachusetts, USA

Free communications will be presented as posters, abstracts of which will be published in the January, 1998 issue of *THERIOGENOLOGY*. Abstracts must be in English, and prepared according to *THERIOGENOLOGY'S* guidelines for direct offset reproduction; **abstracts must adhere rigidly to the guidelines on format, paper quality, and font size.** The abstract must report **unpublished, original data**, and contain objectives, experimental methods, results, and conclusions. Due to space restrictions, no one may be first author of more than one abstract or co-author of more than four abstracts. Each abstract will be subjected to **rigorous scientific review** by at least two referees. A **signed commitment to present the data in the poster session** at the annual conference is required. Students may enter their abstract in a competition sponsored by the IETS Foundation, and also are eligible to compete for three US\$500 travel awards. The Foundation also offers to young international scientists a grant to be awarded competitively on specific merit and need, consisting of up to US\$1500 to be applied toward travel and lodging; registration fees will be waived. Request details of eligibility, judging procedures, and prizes from the IETS office before preparing abstracts.

The **firm deadline for receipt** of the abstract (original and three photostatic copies) is **15 August 1997**. Abstracts received after this date will be returned. Do not fold your abstract and please provide some stiff backing to protect the abstract during transit. In addition to the hard copies, submission on disk (3.5 inch) is encouraged to facilitate processing. Acceptable word-processing formats are WordPerfect 5.1 or higher and Word 4.4 or higher. Fax copies and electronic submissions will not be accepted. They should be mailed (postmark deadline) by 1 August (outside North America) or 10 August (within North America) to:

Dr. James M. Robl, 1998 IETS Program Chairman
Holdsworth Way
Paige Laboratory
University of Massachusetts
Amherst, MA 01003-6410 USA
Telephone: +001 413 545 2427; Fax: +001 413 545 6326
E-mail: IETSJR@VASCI.UMASS.EDU


Instructions for preparation of abstracts as well as information about the student competition and travel awards may be obtained from:

Ms. Vicki Smith
International Embryo Transfer Society
1111 N. Dunlap Ave., Savoy, IL 61874 USA
Telephone: +001/217-356-3182; Fax: +001/217-398-4119

Topics of the invited papers include practical considerations for in vitro embryo production, fertilization, keeping the embryo viable in vitro, and methods and applications of genetic modifications in animals.

New HEIGHTS in Flexible cell analysis

Building upon the rock solid reliability of the **HTM-IVOS**, the new Version 10 system climbs to innovative heights in semen analysis. With multiple magnifications, extended analysis options, and new Windows™ based software, the Version 10 **HTM-IVOS** is the pinnacle of versatility.



HTM-IDENT

HTM-IDENT, the first option of the Spectra series of integrated, fluorescent technologies, yields a higher degree of accuracy in sperm counts and concentrations. With the use of a specialized DNA-specific dye, the sperm are readily identified under fluorescent illumination and easily discriminated from debris.

HTM-DIMENSIONS

Expanding into the field of morphology analysis, **HTM-DIMENSIONS** automated analysis system objectively classifies sperm by strict analysis of the head, acrosome, and midpiece. High power, 100x magnification produces crisp images of stained sperm for analysis.

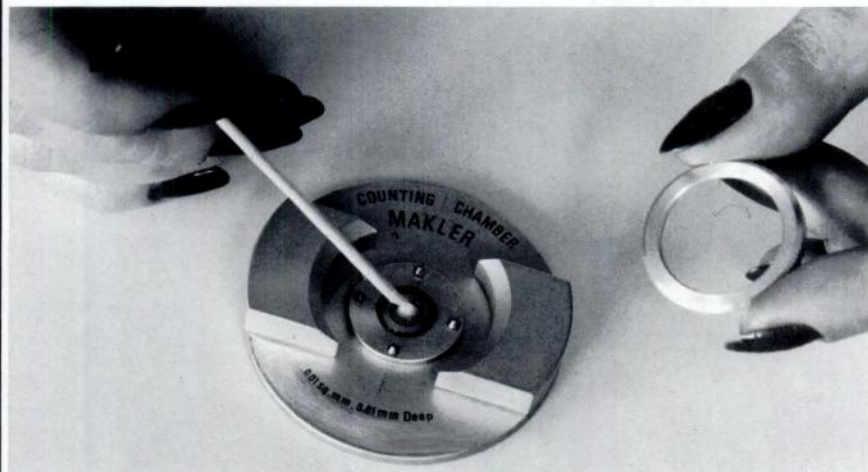
Call today for more information about the new Version 10 HTM-IVOS, HTM-IDENT, and HTM-DIMENSIONS, the three new "Innovations To Rely On" from Hamilton-Thorn Research.

181 Elliott St., Suite 505, Beverly, MA 01915, (508) 921-2050, (800) 323-0503 Fax: (508) 921-0250

**HAMILTON-THORN
RESEARCH**

MAKLER® COUNTING CHAMBER

For Rapid Sperm Analysis From Undiluted Specimen



Sefi-Medical Instruments Ltd.

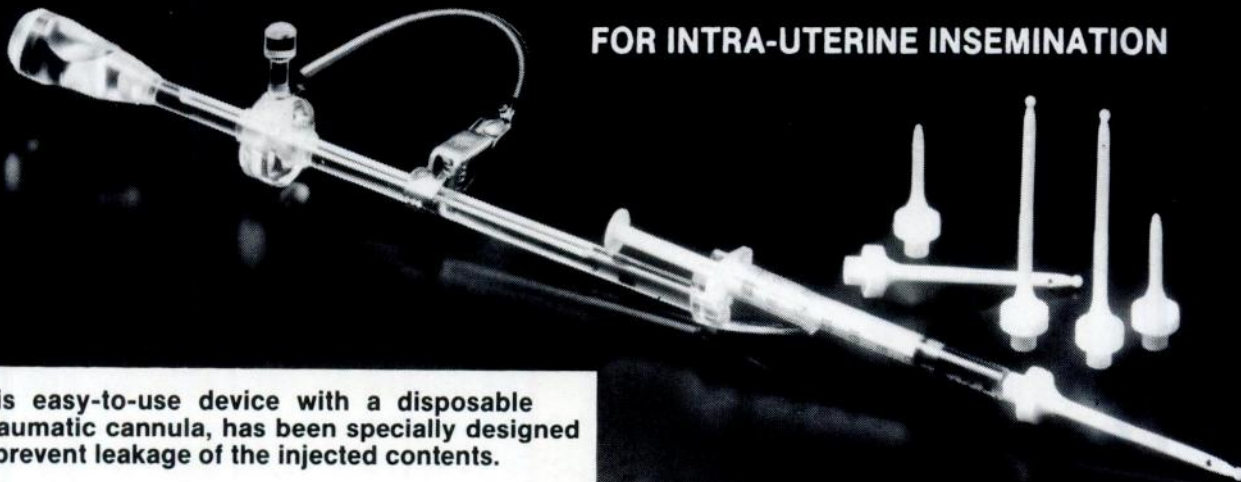
P.O.B. 7295, Haifa 31070, Israel, Tel. (972)-4-8251651
Telex: 46400 IL. Ext. 8796, Fax: (972)-4-8258903

ADVANTAGES

- **SPERM ANALYSIS PERFORMED FROM UNDILUTED SPECIMEN**
- **EASY AND FAST RESULTS:** The number of spermatozoa counted in any strip of 10 squares of the grid indicates their concentration as millions/ml. **No factors necessary for calculations.**
- **OPTIMAL DEPTH:** 10 microns. **No blurring.** Free lateral head movement. Uniform mono-layer in one focal plane.
- **BUILT-IN GRID:** Grid on cover glass. No insertion of grid into microscope eye piece.
- **ECONOMICAL: Reusable.** Easily wiped with non-bleach disinfectant solution.
- **SPERM COUNT, MOTILITY EVALUATION AND MORPHOLOGY DETERMINATION ALL IN ONE CHAMBER**
- **CALIBRATION UNNECESSARY:** **Repeated use** with no change in accuracy due to quartz-coated contact points.
- **SUPERIOR ACCURACY:** State-of-the-art precision engineering. Laser beam checked.

THE MAKLER® INSEMINATION DEVICE

FOR INTRA-UTERINE INSEMINATION



This easy-to-use device with a disposable atraumatic cannula, has been specially designed to prevent leakage of the injected contents.

Applications:

- ★ For infertility due to subfertile oligo-asthenospermic specimens.
- ★ For cervical mucus hostility, low semen volume or anti-sperm antibodies.
- ★ In conjunction with induction of ovulation, to increase probability of fertilization.
- ★ In case of unexplained infertility.
- ★ For increased efficacy in donor insemination, or the use of one specimen for more than one patient.




Sefi-Medical Instruments

P.O.B. 7295, Haifa 31070, Israel, Tel. (972)-4-8251651
Telex: 46400 IL. Ext. 8796, Fax: (972)-4-8258903

MOT-ivate Your Sperm Samples.

"Since sperm motility and velocity are highly dependent on temperature, assessment of motility should be performed as close to 37°C as possible." ¹

Introducing the **MiniTherm** Stage Warmer



A compact and affordable stage warmer for CASA and manual sperm motility analysis.

Before, large and costly microscope stage heaters were the only option. Now, with the **MiniTherm** stage warmer, a portable, low-cost alternative is available. Designed for use with disposable sperm analysis chambers and microscope slides, the **MiniTherm** stage warmer maintains sample temperature at 37°C. Simply plug the warmer in and place on the microscope stage. The **MiniTherm** stage warmer automatically calibrates itself to 37°C.

Call today for more information!

¹ World Health Organization laboratory manual for the examination of human semen. 3rd edition. 1992.

For U.S.A. Inquiries:



Fertility Technologies, Inc.
313 Speen Street, Natick, MA 01760
(800) 368-8324, Fax: (508) 651-8233
E-mail: fpvn16a@prodigy.com

For International Inquiries:

HAMILTON THORNE
R E S E A R C H
100 Cummings Center, Suite 102C
Beverly, MA 01915 USA
(508) 921-205 Fax: (508) 921-0250
E-mail: HTAnalyze@aol.com

***Free On-Line Document Search...
Discount on Document Delivery***



UnCover

**Announcing
*Access to UnCover***

**Document search and delivery for readers
of *Journal of Andrology***

You can now access free of charge the UnCover on-line database of the complete table of contents information from over 16,000 journals. In addition, you can order delivery of full text of articles at a discount of \$2.00 per article off the regular document delivery price—a discount normally available only to UnCover subscribers who pay an annual password fee.

With *Access to UnCover*, you can search for articles on particular topics, by particular authors, or from particular journals. You can then order on-line the full text of articles for delivery by fax within 24 hours. Document delivery fees will be billed to your credit card.

Access to UnCover is available now over the Internet.

Simply Telnet to the *Access to UnCover* Address:

allen.carl.org

At the prompt, enter the Password: DELIVER

***Access to UnCover* makes it easy to find
the articles you need.**

We invite you to join the American Society of Andrology !

.....

Introduction

Founded in 1975, the American Society of Andrology (ASA) is composed of clinicians and basic research scientists involved with the physiology and pathology of male reproductive functions. The research interests of andrologists encompass several basic science and clinical disciplines including biochemistry, urology, immunology, psychology, genetics, gynecology, pathology, pharmacology, internal medicine and animal science. The Society fosters a multidisciplinary approach to the study of male reproduction and sexual function.

Statement of Purpose

The Society functions to promote scientific interchange and knowledge of the male reproductive system and to advance the understanding of andrology through annual meetings, postgraduate courses and the publication of meritorious studies in the Journal of Andrology.

Journal of Andrology

Published bimonthly, ASA members receive the Journal of Andrology, a major source of scientific reports and topical reviews covering all aspects of male reproduction and sexual function. The Journal continues to be the strongest journal in the field of andrology based upon impact factor and its contents are indexed in Current Contents and Index Medicus. A \$175 value, the journal is provided as a part of membership.

Annual Meeting and Postgraduate Course

ASA's Annual Meeting offers an unequalled opportunity to learn about the latest advances in basic and clinical andrological research in the form of symposia, lectures and research reports (oral and poster). The meeting is designed to serve the interests of ASA's diverse membership and state-of-the-art lectures supported by industry attract prominent speakers to accomplish this task. The annual Andrology Laboratory Workshop, Women In Andrology Luncheon, Student Colloquium and Awards Presentation are also featured events. Continuing medical education

credits (CMEs) are offered to qualified attendees of the annual meeting and postgraduate course. Members receive early notice and lower registration fees for the Annual Meeting and Postgraduate Course. Upcoming meeting locations include Baltimore ('97), Long Beach ('98) and Chicago ('99).

ASA On-Line: Androlog

ASA members have access to **Androlog**...the on-line forum for discussing the latest issues and topics in andrology with colleagues from around the world. The Society also maintains a Home Page which can be used to find out the latest association news as well as an e-mail link to our administrative offices to request a wide variety of information.

ASA Newsletter

The ASA Newsletter is circulated 2-4 times per year and updates members on the many activities of the Society as well as news on NIH and private funding.

Student Benefits

Students are the future of any research field — and Andrology is no different. With this in mind, the ASA offers special student discounts on membership and registration fees for the high quality postgraduate training programs that are offered by the society. A student newsletter is mailed to all student members in conjunction the ASA newsletter. Travel funds are available for qualified students who present research at the Annual Meeting.

Other Membership Benefits

Membership Directory...Includes all ASA members, listed and referenced by name, location, research interests and specialities.

Handbook of Andrology...An 81-page soft-bound handbook that presents the basic science and clinical aspects of the male reproductive system. Free for ASA members.





Membership Application

FIRST	MIDDLE INITIAL	LAST	DEGREE(S)*
-------	----------------	------	------------

*You will receive a certificate with Name and Degree

INSTITUTION MAILING ADDRESS		
TITLE	DEPARTMENT	
CITY, STATE, ZIP CODE, COUNTRY		
PHONE	FAX	EMAIL
EDUCATION (undergraduate, graduate, postdoctoral - in chronological order)		
INSTITUTION	DEGREE	YEAR

SPECIALTY (circle one)

- BR Basic Research
- U Urology
- E Endocrinology
- OG Obstetrics/Gynecology
- IM Internal Medicine
- P Pediatrics

CLINICAL PRACTICE (circle one)

- C Clinical Practice
- O No Clinical Practice

DISCIPLINES (circle up to four)

- a Advanced Laboratory Diagnostic Tech.
- b Biochemistry
- c Immunology
- d IVF/GIFT
- e Impotence
- f Electroejaculation
- g Cellular Biology/Sperm Physiology
- h Sperm Banking
- i Infectious Diseases
- j Infertility
- k Oncology
- l Nutrition
- m Sperm Anatomy/Biology
- n Testis Anatomy/Biology
- o Accessory Glands
- p Toxicology
- q Endocrinology
- r Contraception
- s Microsurgery
- t Animal Science

MEMBERSHIP TYPE Active Life Student Emeritus

EACH APPLICATION MUST INCLUDE

- Completed form
- Check, drawn on a US bank and payable in US dollars only to: American Society of Andrology for the annual dues of:

	Active Member	Student Member	Life Member (Single payment)
Residents of North America	\$100/yr	\$30/yr	\$2,000
Residents outside of North America	\$110/yr	\$40/yr	\$2,200

- Surcharge to receive *Journal of Andrology* by Air Mail: (U.S. \$)
 - Mexico or Canada \$12
 - South America, Europe or North Africa \$28
 - South Africa, Middle East, Australia, New Zealand or Asia \$35

- Letter from advisor for any student member, stating that he/she is a student seeking any degree or is a postdoctoral fellow, intern or resident.

- Signature of one current ASA member OR one letter of recommendation.

Signature of Sponsor

Signature of Applicant

Date

MAIL TO: American Society of Andrology • 74 New Montgomery, Ste. 230 • San Francisco, CA 94105 or FAX (415) 764-4915

Membership Categories

- **ACTIVE MEMBER** Open to any qualified physician or scientist with an interest in the field of andrology.
- **LIFE MEMBER** Open to any active member who makes a single payment equivalent to twenty (20) years of dues to the Society.
- **STUDENT MEMBER** Open to any student in a program leading to a degree, a post-doctoral fellow, a medical intern or resident interested in the progress and development of andrology.
- **EMERITUS MEMBER** Open to any member who is retired and is worthy of the designation of Emeritus.