

STATEMENT OF OWNERSHIP, MANAGEMENT AND CIRCULATION (Required by 39 U.S.C. 3685) Date of Filing-August 30, 1993. Title of Publication-JOURNAL OF ANDROLOGY; Publication No. 535-690; Frequency of Issue-Bi-Monthly; No. of Issues Published Annually-6; Annual Subscription Price-\$175.00 individuals, \$225.00 Institutions; Complete Mailing Address of Known Office of Publication-American Society of Andrology, 309 W. Clark St., Champaign, IL 61820-4690; Complete Mailing Address of the Headquarters of General Business of the Publisher-American Society of Andrology, 309 W. Clark St., Champaign, IL 61820-4690; Publisher-American Society of Andrology, 309 W. Clark St., Champaign, IL 61820-4690; Editors-R.W. Lewis and D.J. Tindall, Journal of Andrology, Department of Urology Research, Guggenheim 1711, Mayo Clinic, 200 First Street S.W., Rochester, MN 55905 Owner-American Society of Andrology, 309 W. Clark St., Champaign, IL 61820-4690; Known Bondholders, Mortgagees, and Other Security Holders Owning or Holding 1 Percent or More of Total Amount of Bonds, Mortgages or Other Securities-none; A.Total no. copies printed (net press run), average 1,400, actual 1,400; B.Paid and/or Requested Circulation 1.Sales through dealers and carriers, street vendors and counter sales, average none, actual none; 2.Mail Subscriptions, average 1,169, actual 1,215; C.Total Paid and/or Requested Circulation, average 1,169, actual 1,215; D.Free Distribution by Mail, Carrier or Other Means, average none, actual none; E. Total Distribution (sum of C and D),average 1,169, actual 1,215; F.Copies not distributed 1.Office use, left over, unaccounted, spoiled after printing, average 231, actual 185; 2.Return from News Agents, average none, actual none; G.Total(sum of E and F-should equal net press run shown in A), average 1,400, actual 1,400. I certify that the above statements made by me are correct and complete. Robert A. Schmidt, Business Manager.

◆ AMERICAN SOCIETY OF ANDROLOGY ◆

Membership Application

All memberships include an annual subscription to the JOURNAL OF ANDROLOGY

(please type or print)

Name: _____ Degree: _____ *

(first)

(middle initial)

(last)

*You will receive a certificate
with name and degree

Mailing Address: _____

Phone number requested in Directory: _____ Fax: _____

Education (undergraduate, graduate, postdoctoral--in chronological order):

Institution

Degree

Year

Present Position: _____

Specialty or Area of Research Interest: _____

Membership Requested: () Active () Student

EACH APPLICATION MUST INCLUDE:

- Completed form
- Check, payable in U.S. \$ to: American Society of Andrology for the annual dues of:
 - Residents of Canada, U.S. & Mexico:
 - Active Members - \$85/yr
 - Student Members - \$30/yr
 - Outside of Canada, U.S. & Mexico:
 - Active Members - \$95/yr
 - Student Members - \$40/yr
- Surcharge to receive *Journal of Andrology* by Air Mail:
 - Mexico or Canada - U.S. \$12
 - S. America, Europe or North Africa - U.S. \$28
 - S. Africa, Middle East, Australia, or New Zealand - U.S. \$35
- Letter from advisor for any student member, stating that he/she is a student seeking any degree or is a postdoctoral fellow, intern, or resident
- Signatures of 2 sponsors

**MAIL TO: American Society of Andrology
309 West Clark Street
Champaign, IL 61820-4690**

Total Amount Enclosed: U.S. \$

Checks must be in U.S. \$ written on a U.S. bank or money order payable in U.S. dollars.

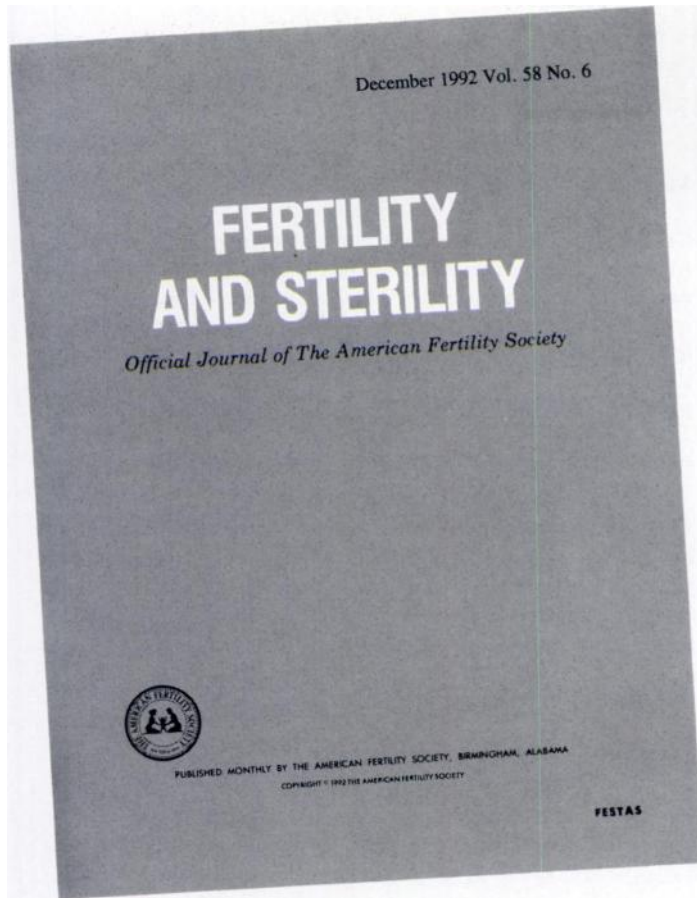
Signature Sponsor #1

Signature Sponsor #2

(If a sponsor is not a member of ASA, he/she must enclose a letter of recommendation.)

Signature Applicant Date

Additional biographical data may be enclosed if you deem it necessary.



FERTILITY AND STERILITY

Official publication of

- **The American Fertility Society**
- Society of Reproductive Endocrinologists
- Society of Reproductive Surgeons
- Society of Assisted Reproductive
Technology
- Pacific Coast Fertility Society
- The Canadian Fertility and
Andrology Society

Established: 1950
Published: Monthly

Editor

Roger D. Kempers, M.D.

Associate Editors

Edward E. Wallach, M.D.

Paul G. McDonough, M.D.

Fertility and Sterility, the red journal, has world-wide circulation and is highly regarded in this country and abroad. Now in its 5th decade, it publishes juried original articles of scientific excellence in clinical and laboratory research relevant to reproductive endocrinology, physiology, and immunology. Citation analysis indicates that it is among the most frequently referenced scientific journals and has the highest immediacy and impact factors in the field of reproductive medicine. The journal is an indispensable resource to reproductive endocrinologists, obstetricians, gynecologists, urologists, and basic scientists who treat and investigate the problems of fertility, sterility, and physiology of reproduction.

Vol. 59-60 (1993) Rates for Subscriptions:
The American Fertility Society Membership
\$150/yr Doctoral
85/yr Associate (Residents/Interns)
85/yr Non-doctoral

Non-member
\$110/yr Individual
175/yr Institutional



Published by
The American Fertility Society
1209 Montgomery Highway
Birmingham, Alabama 35216-2809
Telephone: (205) 978-5000
Fax: (205) 978-5005

International Symposium on
MALE FACTOR IN HUMAN INFERTILITY
American Hospital of Paris, Neuilly sur Seine
Paris, France, April 21-22, 1994



SCIENTIFIC COMMITTEE

J. Tesarik (F), President
J. Testart (F)
A. Thébault (F)

PRELIMINARY LIST OF INVITED SPEAKERS

A. Acosta (USA)	C. Mendoza (E)
J. Aitken (UK)	C. Mills (UK)
J.H. Check (USA)	S.J. Silber (USA)
J. Cohen (USA)	J. Tesarik (F)
L.R. Fraser (UK)	J. Testart (F)
T.F. Kruger (S. Africa)	A. Thébault (F)
D.Y. Liu (AUS)	A. Trounson (AUS)
P.L. Matson (UK)	A.C. Van Steirteghem (B)
S. Meizel (USA)	R. Yanagimachi (USA)

SCIENTIFIC SECRETARY

J. Tesarik
American Hospital of Paris
63 Boulevard Victor Hugo
92202 Neuilly sur Seine, B.P. 109
Paris, France • Tel. (1) 464 12881 / Fax (1) 464 12808

MAIN TOPICS

Cellular and molecular mechanisms of human fertilization – Analysis of sperm movement and its abnormalities – New advancement in the acrosome reaction evaluation – Evaluation of sperm-egg interaction – Pharmacological enhancement of sperm fertilizing ability – IVF modifications in male factor infertility – Techniques of micromanipulation-assisted fertilization – Criteria for the determination of the best treatment option.

USEFUL INFORMATION

There is no charge for admission to the scientific sessions. Registration fee is USD 250.00. The fee entitles participants to the proceedings volume and congressional services.

A limited number of free communications will be accepted for poster presentation. The best presentation will be awarded a grant of USD 1,000.00. Abstracts must be sent to J. Tesarik before December 31, 1993 (postmarked).

SPONSOR: SERONO SYMPOSIA

For further information, please contact: Serono Symposia,
Via Ravenna 8, 00161 Rome, Italy
Tel. (6) 44291229 / Fax (6) 44291324

Advertise in the *Journal of Andrology*

and reach key professionals in the field

The *Journal of Andrology* is the official publication of the American Society of Andrology. It therefore has unique acceptance, authority, and credibility in the marketplace.

Send inquiries or insertion orders to:
Journal of Andrology Advertising Office
1041 New Hampshire
Lawrence, KS 66044
Phone: 800-627-0932
Fax: 913-843-1274

New HEIGHTS in Flexible cell analysis

Building upon the rock solid reliability of the **HTM-IVOS**, the new Version 10 system climbs to innovative heights in semen analysis. With multiple magnifications, extended analysis options, and new Windows™ based software, the Version 10 HTM-IVOS is the pinnacle of versatility.




HTM-IDENT

HTM-IDENT, the first option of the Spectra series of integrated, fluorescent technologies, yields a higher degree of accuracy in sperm counts and concentrations. With the use of a specialized DNA-specific dye, the sperm are readily identified under fluorescent illumination and easily discriminated from debris.

HTM-DIMENSIONS

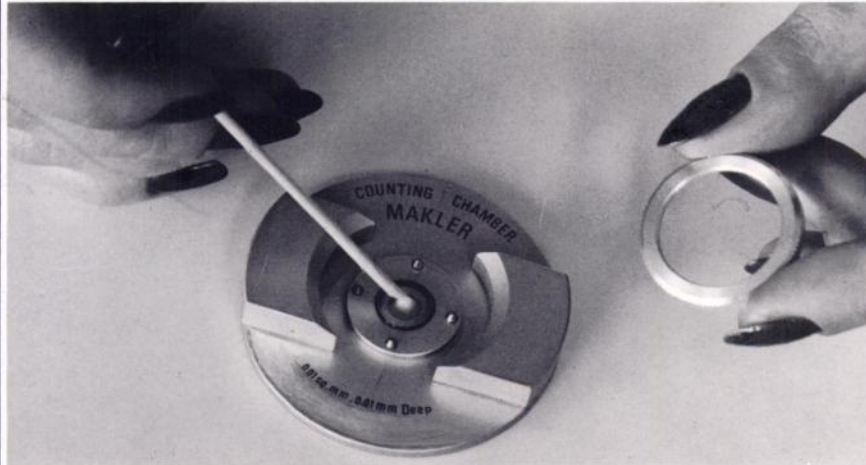
Expanding into the field of morphology analysis, **HTM-DIMENSIONS** automated analysis system objectively classifies sperm by strict analysis of the head, acrosome, and midpiece. High power, 100x magnification produces crisp images of stained sperm for analysis.

 For a demonstration, please visit us in Booth 230 at the Annual AFS Meeting, Montreal, Oct. 11-13.

Call today for more information about the new Version 10 HTM-IVOS, HTM-IDENT, and HTM-DIMENSIONS, the three new "Innovations To Rely On" from Hamilton-Thorn Research.

MAKLER® COUNTING CHAMBER

For Rapid Sperm Analysis From Undiluted Specimen



Sefi-Medical Instruments Ltd.

P.O.B. 7295, Haifa 31070, Israel, Tel. (972)-4-251651
Telex: 46400 IL. Ext. 8796, Fax: (972)-4-258903

ADVANTAGES

- **SPERM ANALYSIS PERFORMED FROM UNDILUTED SPECIMEN**
- **EASY AND FAST RESULTS:** The number of spermatozoa counted in any strip of 10 squares of the grid indicates their concentration as millions/ml. **No factors necessary for calculations.**
- **OPTIMAL DEPTH:** 10 microns. **No blurring.** Free lateral head movement. Uniform mono-layer in one focal plane.
- **BUILT-IN GRID:** Grid on cover glass. No insertion of grid into microscope eye piece.
- **ECONOMICAL: Reusable.** Easily wiped with non-bleach disinfectant solution.
- **SPERM COUNT, MOTILITY EVALUATION AND MORPHOLOGY DETERMINATION ALL IN ONE CHAMBER**
- **CALIBRATION UNNECESSARY: Repeated use** with no change in accuracy due to quartz-coated contact points.
- **SUPERIOR ACCURACY:** State-of-the-art precision engineering. Laser beam checked.

THE MAKLER® INSEMINATION DEVICE

FOR INTRA-UTERINE INSEMINATION



This easy-to-use device with a disposable atraumatic cannula, has been specially designed to prevent leakage of the injected contents.

Applications:

- ★ For infertility due to subfertile oligo-asthenospermic specimens.
- ★ For cervical mucus hostility, low semen volume or anti-sperm antibodies.
- ★ In conjunction with induction of ovulation, to increase probability of fertilization.
- ★ In case of unexplained infertility.
- ★ For increased efficacy in donor insemination, or the use of one specimen for more than one patient.



Sefi-Medical Instruments

P.O.B. 7295, HAIFA 31070, ISRAEL. TEL. (972)-4-251651
TELEX: 46400 IL. EXT. 8796. FAX. (972)-4-258903