

# National Institute of Diabetes and Digestive and Kidney Diseases (NIDDK)

## Polypeptide Hormones, Subunits, and Antisera Available to Qualified Investigators for Research

The materials listed below are procured or donated through programs supported by the National Institute of Diabetes and Digestive and Kidney Diseases, the Center for Population Research of the National Institute of Child Health and Human Development, the Agricultural Research

Service of the U.S. Department of Agriculture and Dr. A. F. Parlow of the Harbor-UCLA Medical Center. These materials are distributed to qualified investigators for research purposes, not for therapeutic, diagnostic or commercial uses.

**Application**—Application forms must be submitted prior to an award. Letters or requests not accompanied by an application form are not acceptable. Forms are available from and should be submitted to:

Dr. Salvatore Raiti, Director, National Hormone and Pituitary Program  
210 West Fayette Street, Suite 505, Baltimore, MD 21201  
Voice PHONE: (410) 706-2746 FAX PHONE: (410) 837-9566  
BITNET: "NHPP@UMAB.BITNET"

**Awards**—Only one ampoule or one RIA kit of each material will be awarded at a time. Requests for larger amounts of materials may be

granted, subject to review by the Hormone Distribution Program Advisory Committee.

### New Materials Available:

1. New, monospecific polyclonal antisera to rat PRL, GH, FSH $\beta$ , LH $\beta$  and TSH $\beta$
2. New, sensitive antiserum for rat LH RIA
3. Rat GH and PRL free of hormonal contaminants
4. Ovine, bovine, porcine FSH devoid of LH
5. Rat LH, FSH and TSH subunits/antisera
6. Glycosylated ovine and porcine PRL
7. 20K variant of hGH
8. Bovine FSH RIA
9. Antiserum to cAMP

### For RIA: Pituitary and placental hormones and subunits, antisera and reference preparations

	Human			Rat			Ovine			Bovine		Porcine			Monkey		
	H	AS	RP	H	AS	RP	H	AS	RP	H	AS	H	AS	RP	H	AS	RP
ACTH	1a	1	—	—	—	1	—	—	—	—	—	—	—	—	—	—	—
CG	Intact	1b	1	—	—	—	—	—	—	—	—	—	—	—	—	—	—
CG $\alpha$	Subunit	1a	1	—	—	—	—	—	—	—	—	—	—	—	—	—	—
CG $\beta$	Subunit	1b	1	—	—	—	—	—	—	—	—	—	—	—	—	—	—
FSH	Intact	1b	1	1	1b	1	1	1a	1	1	1	1o	1c	1p	—	1b	1
FSH $\alpha$	Subunit	1a	1	—	1b	1	1	*	—	—	—	—	*	*	—	—	—
FSH $\beta$	Subunit	1b	1	—	1b	1j	1	*	—	—	—	—	*	—	—	—	—
GH		1h	1	1	1e	1	1	1h	1	—	*	*	*	*	—	*	—
GH, 20K	Variant	1c,g	—	—	—	—	—	—	—	—	—	—	—	—	—	—	—
LH	Intact	1e	1	1	1b	1	1	1f	1	—	1g	—	1c	*	—	1n	1
LH $\alpha$	Subunit	1a	1k	—	1b	1	1	1c	1	—	1	—	*	—	—	—	—
LH $\beta$	Subunit	1c	1	—	1b	1	1	1c	1m	—	1	—	*	*	—	—	—
LPH $\beta$		1d	1	1	—	—	—	—	—	—	—	—	—	—	—	—	—
PL		1i	1	—	—	—	—	—	—	—	—	—	—	—	—	—	—
PRL		1b	1	1	1f	1	1	1g	1	—	1g	*	1b	*	—	—	—
TSH	Intact	1e	1	1	1b	1	1	1g	1	—	1b	*	*	—	—	—	—
TSH $\alpha$	Subunit	1c	1	—	1b	1	1	*	—	—	—	—	*	—	—	—	—
TSH $\beta$	Subunit	1b	1l	—	1b	1	1	*	—	—	1	*	*	—	—	—	—
(PTH)		—	—	—	—	—	—	—	—	—	2 $\mu$ g	—	—	—	—	—	—

a 50 $\mu$ g; b 100 $\mu$ g; c 200 $\mu$ g; d 300 $\mu$ g; e 400 $\mu$ g; f 500 $\mu$ g; g 1mg; h 2mg; i 5mg; j Antisera for 2,500 RIAs; k Antisera for 3,750 RIAs; l Antisera for 5,000 RIAs; m Antisera for 9,750 RIAs; n These materials will be shipped frozen by air express in the U.S.A.; o Request antiserum to ovine FSH, for bovine FSH RIA; p Request antiserum to ovine FSH, for porcine FSH RIA. \* These may be obtained from Dr. A. F. Parlow, Harbor-UCLA Medical Center, 1000 West Carson Street, Torrance, CA 90509. H, Hormone for iodination; AS, Diluted Antiserum for 10,000 RIAs or as indicated; RP, Reference Preparation.

**Note**—RIAs for ovine pituitary hormones cross-react strongly with, and may be used for the measurement of, the corresponding bovine pituitary hormones, with the exception of FSH. RIAs for rat pituitary hormones cross-react strongly with, and may be used for the measurement of, the corresponding mouse pituitary hormones, with the exception of PRL. For mouse PRL, use the available homologous

RIA. For mouse GH RIA, use the available mouse GH for iodination with rat GH antiserum. RIAs for human pituitary GH, PRL, and TSH cross react strongly with the corresponding monkey pituitary hormones. Antisera are distributed in liquid or lyophilized form. Antisera for RIA contain merthiolate, if distributed in liquid form.

**For biologic studies: Polypeptide hormones and other materials**

	Human	Rat	Ovine	Bovine	Porcine	Other
CG	1 mg	—	—	—	—	—
CGa	1 mg	—	—	—	—	—
CG hybrid (ABI ER-CR-1xy)	1.5 mg	—	—	—	—	—
FSH	2 mg	—	0.50 mg	—	10 mg	—
GH	10 mg	5 mg	50 mg	10 mg	10 mg	—
GH, 20K Variant	1 mg	—	—	—	—	—
LH	5 mg	—	10 mg	5 mg	10 mg	—
PRL	2 mg	5 mg	50 mg	10 mg	5 mg	—
PRL, Glycosylated	—	—	1 mg	—	1 mg	—
TSH	2 mg	—	1 mg	1 mg	—	—
Folliculostatin Reference Preparation <i>n</i>	—	—	—	—	0.2 U	—
Insulin (guinea pig)	—	—	—	—	—	80 µg
Insulin (desoctapeptide)	—	—	—	—	100 µg	—
LH-FSH-RH (GnRH)	—	—	—	—	—	100 µg
LH-FSH-RH (GnRH)	—	—	—	—	—	10 mg
Porcine follicular fluid (bottle) <i>n</i>	—	—	—	—	500 ml	—
PTH (BIO)	—	—	—	1 mg	—	—
Relaxin	—	—	—	—	1 mg	—
Follistatin (recombinant)	0.1 mg	—	—	—	—	—
Follistatin (recombinant)	1 mg	—	—	—	—	—

**PITUITARY GLANDS, FROZEN, HUMAN**

U.S. investigators only. Not for clinical investigation.

**ANTISERA FOR IMMUNOCYTOCHEMISTRY (undiluted or in low dilution)**

hGH natural, hGH synthetic, hPRL, hFSH $\beta$ , hLH $\beta$ , hTSH $\beta$ , and hACTH	1 ampoule
rGH, rPRL, rFSH $\beta$ , rLH $\beta$ , rTSH $\beta$ and mouse GH	1 ampoule
rEstrogen Receptor (ER) Antibody and Synthetic ER Peptide (amino acids 270–284)	1 ampoule each
oLH $\beta$ and oPRL	1 ampoule

**OTHER ANTISERA**

Aldosterone antiserum	1 ampoule
Somatomedin-C antiserum (polyclonal)	1 ampoule
Somatomedin-C antiserum (monoclonal)	1 ampoule

**HYPOTHALAMI, LYOPHILIZED, RAT**

**MATERIALS AVAILABLE THROUGH THE COURTESY OF DR. A. F. PARLOW**

The antisera listed below may be obtained by writing directly to Dr. A. F. Parlow, Director, Pituitary Hormones and Antisera Center, Harbor–UCLA Medical Center, 1000 West Carson Street, Torrance, CA 90509.

Phone: (310) 222-3537; FAX Phone: (310) 222-3432; BITNET: "PARLOW@HARBORUC.BITNET"

RIA Kits	Canine	Chicken	Equine	Hamster	Mouse	Rabbit
GH	1	1	1	—	1	1
PRL	1	1	1	1	1	1
FSH	1	—	—	—	RP	1
LH	1	—	RP	—	1	1
TSH	—	—	1	—	RP	1

1, 1 kit; RP, Reference Preparation.

FOR MATERIALS OTHER THAN THOSE LISTED ABOVE, INQUIRE OF DR. SALVATORE RAITI OR DR. A. F. PARLOW.

# ◆ AMERICAN SOCIETY OF ANDROLOGY ◆

## Membership Application

*All memberships include an annual subscription to the JOURNAL OF ANDROLOGY*

(please type or print)

Name: \_\_\_\_\_ Degree: \_\_\_\_\_ \*

(first)

(middle initial)

(last)

\*You will receive a certificate with name and degree

Mailing Address: \_\_\_\_\_  
\_\_\_\_\_

Phone number requested in Directory: \_\_\_\_\_ Fax: \_\_\_\_\_

Education (undergraduate, graduate, postdoctoral--in chronological order):

Institution

Degree

Year

\_\_\_\_\_  
\_\_\_\_\_  
\_\_\_\_\_

Present Position: \_\_\_\_\_

Specialty or Area of Research Interest: \_\_\_\_\_

\_\_\_\_\_  
\_\_\_\_\_

Membership Requested: ( ) Active ( ) Student

### EACH APPLICATION MUST INCLUDE:

- Completed form
- Check, payable in U.S. \$ to: American Society of Andrology for the annual dues of:
  - Residents of Canada, U.S. & Mexico:
    - Active Members - \$85/yr
    - Student Members - \$30/yr
  - Outside of Canada, U.S. & Mexico:
    - Active Members - \$95/yr
    - Student Members - \$40/yr
- Surcharge to receive *Journal of Andrology* by Air Mail:
  - Mexico or Canada - U.S. \$12
  - S. America, Europe or North Africa - U.S. \$28
  - S. Africa, Middle East, Australia, or New Zealand - U.S. \$35
- Letter from advisor for any student member, stating that he/she is a student seeking any degree or is a postdoctoral fellow, intern, or resident
- Signatures of 2 sponsors

**MAIL TO: American Society of Andrology  
309 West Clark Street  
Champaign, IL 61820-4690**

Total Amount Enclosed: U.S. \$

Checks must be in U.S. \$ written on a U.S. bank or money order payable in U.S. dollars.

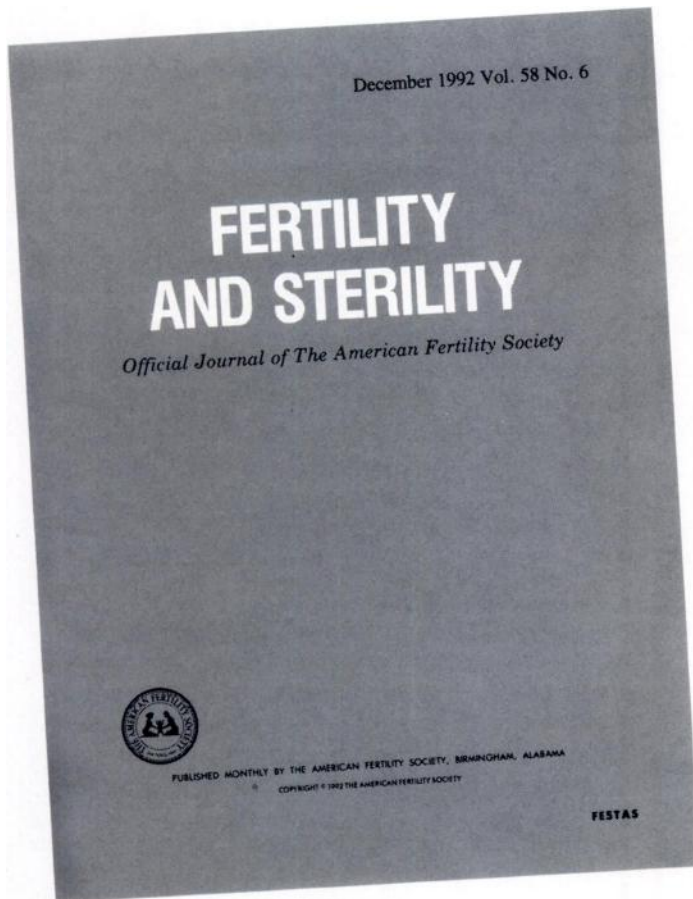
\_\_\_\_\_  
Signature Sponsor #1

\_\_\_\_\_  
Signature Sponsor #2

(If a sponsor is not a member of ASA, he/she must enclose a letter of recommendation.)

\_\_\_\_\_  
Signature Applicant Date

Additional biographical data may be enclosed if you deem it necessary.



# FERTILITY AND STERILITY

Official publication of

- **The American Fertility Society**
- Society of Reproductive Endocrinologists
- Society of Reproductive Surgeons
- Society of Assisted Reproductive Technology
- Pacific Coast Fertility Society
- The Canadian Fertility and Andrology Society

Established: 1950  
Published: Monthly

*Editor*

Roger D. Kempers, M.D.

*Associate Editors*

Edward E. Wallach, M.D.

Paul G. McDonough, M.D.

*Fertility and Sterility*, the red journal, has world-wide circulation and is highly regarded in this country and abroad. Now in its 5th decade, it publishes juried original articles of scientific excellence in clinical and laboratory research relevant to reproductive endocrinology, physiology, and immunology. Citation analysis indicates that it is among the most frequently referenced scientific journals and has the highest immediacy and impact factors in the field of reproductive medicine. The journal is an indispensable resource to reproductive endocrinologists, obstetricians, gynecologists, urologists, and basic scientists who treat and investigate the problems of fertility, sterility, and physiology of reproduction.

Vol. 59-60 (1993) Rates for Subscriptions:  
The American Fertility Society Membership  
\$150/yr Doctoral  
85/yr Associate (Residents/Interns)  
85/yr Non-doctoral

Non-member  
\$110/yr Individual  
175/yr Institutional



*Published by*  
**The American Fertility Society**  
**1209 Montgomery Highway**  
**Birmingham, Alabama 35216-2809**  
**Telephone: (205) 978-5000**  
**Fax: (205) 978-5005**

# UROLOGY

With Infertility Expertise


Join a dynamic, progressive group of  
four physicians in **Dallas, Texas.**

Our client is seeking a progressive, well-trained Urologist. The successful candidate will have a special interest in **infertility**, laparoscopy, chemotherapy or cancer. As a part of this flourishing Urology practice, you will also become an integral part of a *sophisticated Male Health Center* where men receive specialized care and education on a variety of medical problems. This practice encourages specialization within the field of Urology. However, you should be well-versed and competent in dealing with all aspects of the specialty.

A generous compensation and benefits package will be extended. This includes paid interview and relocation expenses, health insurance, malpractice insurance, significant marketing assistance, and partnership option.

Located in exciting Dallas, the city can satisfy the diverse needs of any lifestyle. Dallas offers a variety of housing, education, industry, and recreational and cultural resources.

**To obtain further information regarding  
this exceptional practice opportunity,  
please contact Joanna Pera**



MASTERSON•GABLE & CO.  
300 N.W. 82nd. Avenue, Suite 411  
Fort Lauderdale, FL 33324  
(305) 452-7630 • (800) 333-5430

# A Drop above the Rest

If the purpose of semen analysis is to evaluate naturally occurring problems, then why would you want to introduce undesirable variables by using capillary-action chambers that cause distress to sperm?

The answer is simple. You had no alternative in a disposable chamber - until now.

Cell-VU™

20 micron

4 µl

Fertility  
Technologies

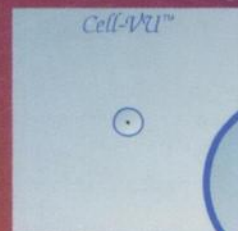
patent pending

## Introducing the Semen Analysis Alternative of the Cell-VU,™ A Disposable, Glass Chamber


Designed to use direct pipetting techniques, the Cell-VU is the "distress-free" chamber that respects sperm integrity. And, direct pipetting is not only easier on the sperm but also easier for you. You'll soon discover that sample loading is quick and easy - even with viscous samples.

Precision engineered and laser checked for accurate depths, the Cell-VU gives you the accuracy you need for semen analysis. Also, to enhance sampling efficiency, the Cell-VU is layered with a technically advanced hydrophobic coating which promotes even sample distribution and prevents drifting.

Available with or without an optional, disposable, laser-etched grid coverslip, the Cell-VU is ideally suited for both manual and CASA methods of semen analysis. To best meet your analysis needs, the two chamber Cell-VU comes in 10, 20, and 40 micron depths. (And the price is right, too.)



Laser-etched  
disposable grid  
coverslip



**Call today for more information and a free sample of the Cell-VU disposable semen analysis chamber and give sperm samples the respect they deserve.**

**Fertility Technologies, Inc.**

313 Speen Street, Natick, MA 01760  
Phone: (508) 653-3900 (800) 368-8324 Fax: (508) 651-8233