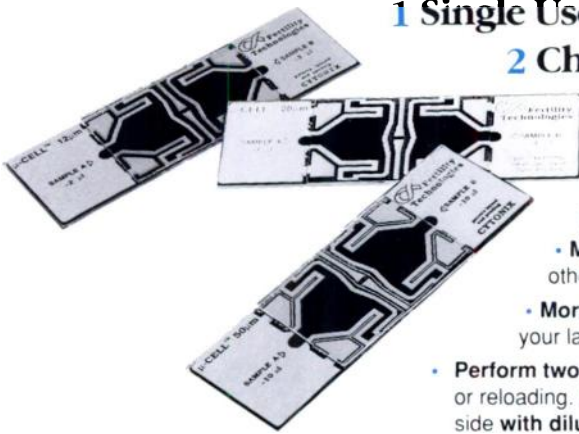


MicroCell™ Three Times Better



1 Single Use Semen Analysis Slide

2 Chambers/Slide

3 Depths to Choose from

MicroCell disposable chambers provide a new level of accuracy and convenience for all your semen analysis procedures.

- **More accurate** — It's been **proven** to be more accurate than other devices, and **analysis is not limited to a single field**.
- **More convenient** — Use it with **any objective** already installed in your lab's microscope with a reticle or drop-in ocular with grid.
- **Perform two analyses in one chamber** — without interruption for cleaning or reloading. Perform **motility** on one side, and **concentration** on the other side **with diluted or undiluted sample**.
- **Precise depth** — Micro-engineered coatings are accurate and reliable. And MicroCells are **available in 12, 20, and 50 micron depths**.
- **Easy loading** — MicroCell's fixed cover glass creates **capillary action** to draw the sample into place.
- **Economy** — Perform **two analyses per slide**.
- **Safety** — Disposable. MicroCells require **no washing, or exposure to possible biohazards**.

For more information, or to order, contact

1 Ginsburg, KA and Armant, DR Fertil Steril 53:882,1990



Fertility Technologies, Inc.

215 Oak Street, Natick, MA 01760, USA
TEL: 508-653-3900, FAX: 508-651-8233

Copies of articles from this publication are now available from the UMI Article Clearinghouse.

For more information about the Clearinghouse, please fill out and mail back the coupon below.

The UMI Article Clearinghouse offers articles from more than 11,000 copyright-cleared periodicals in a wide range of subjects. You can place your orders electronically, as well as by phone, mail, and telefacsimile. For more information, please complete and mail this coupon to UMI Article Clearinghouse, 300 North Zeeb Road, Box 11, Ann Arbor, MI 48106 USA. Or call toll-free for an immediate response: 800-521-0600. From Alaska and Michigan call collect 313-761-4700. From Canada, call toll-free 800-343-5299.

YES! I'd like to know more about UMI Article Clearinghouse.

Name _____
Title _____
Company/Institution _____
Address _____
City/State/Zip _____
Telephone (_____) _____



A Bell & Howell Company
300 North Zeeb Road
Ann Arbor, MI 48106 USA

Your patients rely on you...

To provide the most accurate diagnosis and effective treatment, you need the most current, comprehensive information available. This journal will help you deal with the panic...anxiety...and often misinformation of the patients coming to you concerning sexually transmitted disease.

Identify those at risk

Diagnose infected patients



Provide facts and advice for those who feel threatened

Treat your patients with the most effective therapies

Your source is *Sexually Transmitted Diseases*

Published bi-monthly, *Sexually Transmitted Diseases* brings you the most up-to-date information on sexually transmitted diseases and related topics. Original articles keep you abreast of the latest advances in diagnosis and treatment, patient education, public health issues, etiology and pathology. Newly identified syndromes and disease entities are covered in each issue, along with notes from the CDC and NIH, case reports, and AVDA News.

Subscribe to the resource you can rely on for the latest, most authoritative information on STDs!



No-Risk Guarantee!

If you're not completely satisfied, you may cancel your subscription at any time and receive a refund for all unmailed issues.

☎ Call us today TOLL FREE
1-800-638-3030 (U.S. except AK)
or FAX your order 301-824-7390.

Published bi-monthly
Annual subscription rates:
Individual \$100.00 (U.S.) - \$115.00 (Other countries)
Institution \$145.00 (U.S.) - \$180.00 (Other countries)

Published by

J. B. Lippincott

A **Wolters Kluwer** Company



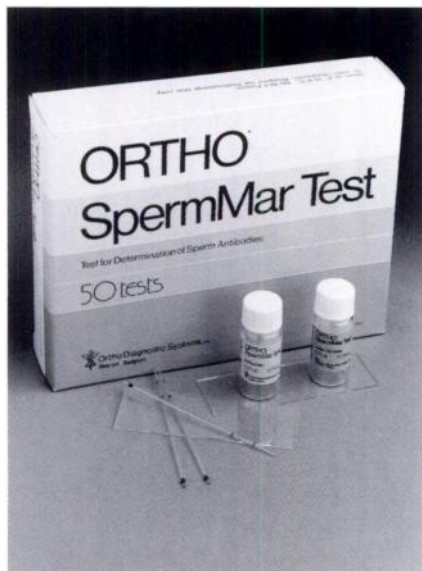
Journals Division
J. B. Lippincott
227 East Washington Square
Philadelphia, PA 19106-3780

...and you can rely on Sexually Transmitted Diseases

Journal of the American Venereal Disease Association
Julius Schachter, PhD, Editor

ORTHO SpermMar Test

for the direct detection of IgG and IgA antisperm antibodies in semen and serum



For Investigational Use Only.

Superior correlation to clinical status

More sensitive and more specific¹.
Excellent correlation with the research methods.

Simple, time-saving protocol

No time or labor-intensive sample pretreatment necessary.
No harsh reagents that could damage the sperm membrane and interfere with results.
Built-in control reagent.
Lyophilized positive control available.
Results ready in less than fifteen minutes.
Direct and indirect assays from same kit.

Easy interpretation

SpermMar's uniform bead size (2.4 μ) provides superior visibility for clear interpretation of results.

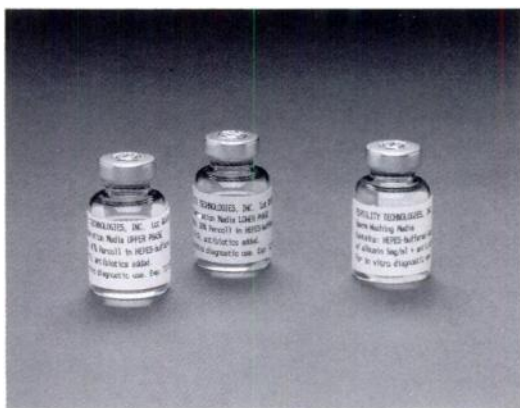
To order or request additional information, contact



215 Oak Street, Natick, MA 01760 USA TEL 508 653 3900. FAX 508 651 8233
1 Ackerman S, McGuire G, Fulgham DL, Alexander NJ. Fertil Steril 49:732, 1988.

PerCeption™ semen purification solution

Eliminates contaminants and boosts yield in 30 minutes!




For Research Use Only.

PerCeption is a pre-mixed, Percoll-based, 47/90 dual-gradient solution system that effectively removes contaminants left behind by other two-step wash protocols while recovering greater than 90% of motile sperm. The resulting sample is virtually free of dead sperm, white cells, abnormal forms and other cellular debris.

PerCeption is safe for all semen specimens and ideal for oligospermic and highly viscous samples — no enzymatic digestion is necessary. PerCeption is available for research use in four and sixteen-determination kits, complete with all disposables, or as solutions only.

For more information, or to order, contact Fertility Technologies, at 215 Oak Street, Natick, MA 01760, USA, or call 508-653-3900.





**HTM
IVOS**
Integrated Visual Optical System

**IF YOU HAVEN'T SEEN THE IVOS,
YOU HAVEN'T SEEN
MODERN SEMEN ANALYSIS.**

To learn more
about the IVOS,
please visit
our booth #1808
at the annual
AUA meeting in
Washington, D.C.,
May 11-14.

A high resolution image in an integrated package that will support **On-Screen Morphology**.

Multiple magnifications at your command.

60 frame per second acquisition rate and strobe illumination system promote accurate tracking of cell motion and determination of cell concentrations.

On board data base for all your patient records and fertility work-ups.

Internal, automated, heated specimen stage plus self-calibration for precise results.

Our 30 second analysis combined with **hands-free automation, accuracy and quality control** equals productivity for your practice.

Call today for more information about our line of cost effective motility analyzers.

Please use our toll free number
800.323.0503

HAMILTON-THORN
R E S E A R C H

INNOVATIONS TO RELY ON.

181 Elliott St. Unit 505 Beverly Massachusetts 01915 USA Phone: 508.921.2050 Fax: 508.921.0250